

# Hall County Juvenile Services

## Comprehensive Juvenile Services

### Community Plan

### July 1, 2021 – June 30, 2025

**Prepared By:** Randy See  
Director, Hall County Juvenile Services  
117 East 1<sup>st</sup> Street  
Grand Island, NE 68801  
[randysee@hallcountyne.gov](mailto:randysee@hallcountyne.gov)

**Chair of Team:** Randy See  
Director, Hall County Juvenile Services  
117 East 1<sup>st</sup> Street  
Grand Island, NE 68801  
[randysee@hallcountyne.gov](mailto:randysee@hallcountyne.gov)

**Council/ Board Chair:** Pamela Lancaster  
Chair, Hall County Commissioners  
121 South Pine Street  
Grand Island, NE 68801  
[paml@hallcountyne.gov](mailto:paml@hallcountyne.gov)

## Introduction

**Demographics:** Hall County is located in South Central Nebraska and is comprised of the towns and villages of Grand Island, Wood River, Alda, Doniphan, and Cairo with a population of 61,265 persons. The County seat is Grand Island with a population of 51,147 (2019 estimate) but is a part of a larger Metropolitan Statistical Area (MSA) that includes Grand Island and parts of Hall and Merrick Counties. The population of the MSA is 75,480 (2019).

Hall County is easily accessible via Interstate 80, U.S. Highways 30, 34, and 281, and Nebraska Highways 2 and 11. Railroad traffic helped shape Grand Island and Hall County with Union Pacific and Burlington Northern-Santa Fe providing service. Central Nebraska Regional Airport (CNRA) provides commercial air service with direct service available to Phoenix/Mesa, Las Vegas, and Dallas/Fort Worth. Hall County is a regional hub for shopping, lodging, entertainment, medical care, community services, and transportation.

The 2019 Census estimate report for Hall County’s population of 61,265 is a population increase of 4.34% from December 1, 2010 to December 1, 2019. This estimated population increase is slightly lower than the state’s increase of 4.61%. Just over 83% of Hall County’s population lives in the County seat, Grand Island. The median age in Hall County is 35.9, compared to the state at 36.5; median income for all households is estimated to be \$57,104, compared to the state at \$61,439.

<i>Population</i>	<b>Est. 2019</b>	<b>2010</b>	<b>2000</b>	<b>1990</b>	<b>1980</b>
Nebraska	1,934,408	1,826,341	1,711,263	1,578,358	1,569,825
Hall County	61,353	58,607	53,534	48,925	47,690

<https://www.census.gov/quickfacts/>

**Ethnicity:** Hall County/Grand Island is an ethnically diverse community. Racial and ethnic minorities comprise 32.5% of County residents with Census reported percentage of ethnicities in Hall County estimates as follows:

	<b>2000</b>	<b>2010</b>	<b>2019</b>
White (a)	88.7%	89.9%	90.7%
Black or African American (a)	0.4%	1.8%	3.8%
American Indian and Alaska Native (a)	0.3%	0.7%	2.1%
Asian (a)	1.1%	1.1%	1.4%
Native Hawaiian and Other Pacific Islander (a)	0.1%	0.0%	0.5%
Hispanic or Latino (b)	14.%	21.2%	29.0%
White alone, not Hispanic/Latino	N/A	N/A	65.1%

(a) Includes persons reporting only one race

(b) Hispanics may be of any race, so also are included in applicable race categories.

<https://data.census.gov/cedsci/>

Student diversity is represented in the Grand Island Public Schools as well. Persons aged 25 and over comprise 31.3% of residents with a high school diploma or equivalent; persons with a bachelor’s degree or higher make up 21.5% of the population. Children under 18 years of age comprise 16.7% of the population living at poverty level, compared to 13.4% of children statewide. Grand Island is home to a beef packing plant that employs an array of individuals from diverse populations. Educational services, and health care and social assistance sectors comprise the largest number of employees in Grand Island/Hall County with 20.5% of the population; manufacturing is the second largest employment sector with 19.4%.

## Data Summary

### Youth Level:

Within the school setting, chronic absenteeism is disproportionately high for Hispanic youth and under-represented among white youth, a trend that has been consistent over time. Hall County has a much higher rate of limited English proficiency, as well as higher free/reduced lunch eligibility students than the state average. Reported mental health issues and substance abuse are fairly consistent with state averages, although 10<sup>th</sup> graders report greater loss of sleep due to worry, and 8<sup>th</sup> graders report a higher vaping rate than the state average.

Gang involvement was reported to be slightly higher than average by Hall County 8<sup>th</sup> graders. The Grand Island Police Department reports that there are currently several active adult gangs with youth participants. While there are Chicano-origin gangs, the number of White Supremacy gangs is increasing. Most of the gang involved criminal activity is related to drug violence. The number of female gang members is not increasing, but females are involved in assisting with drug and weapons transportation without being made gang members.

Overall crime decreased from 2018 to 2019, with juvenile crime decreasing slightly more than all other ages. Larceny/theft, drug possession, and disorderly conduct all decreased among juveniles, while “other assaults” and vandalism increased. When compared to the population of the county, Hispanic youth are overrepresented at all systems points, including diversion and probation. Hispanic youth are also disproportionately more likely to be filed on in adult court, have a Probation RAI override to a more severe placement, and to be unsuccessful on probation. Black youths are over-represented in probation intakes and also for being placed on probation.

According to risk and needs assessment scores for youth referred to the Hall County Diversion Program, the greatest needs are Family/Parenting, Education/Employment, and Peers.

Overall, more juvenile cases appear to be placed on Probation (54%) than Diversion (33%). Once referred to Diversion, however, youths of all races/ethnicities are enrolling and successfully completing Diversion at an appropriate rate.

Hispanic youths are over-represented at all system points as compared to the population of the County. There continues to be missing data regarding race/ethnicity from the Court system and the Police Department, two of the major systems points. This makes it challenging to have a complete and accurate Racial and Ethnic Disparities (RED) analysis.

### Family Level:

Hall County's poverty rate is higher than the State average for both youths under the age of 18 years old and for youths aged 12 - 17 years old. Hall County residents who rent their residence are slightly higher than the State average.

According to results from the Hall County 2018 SHARP survey, Hall County's 8<sup>th</sup> grade students, who participated in the survey, are less likely to report having a supportive adult at home than the State average. Hall County 8<sup>th</sup> (84.9%), 10<sup>th</sup> (84.6%), and 12<sup>th</sup> (87.2%) grade students report having an adult at **school** who listens, which is slightly higher than they report having an adult at **home** who listens.

---

## Hall County Comprehensive Juvenile Services Community Plan (2021 – 2025)

### Community Level:

Hall County has a higher rate of violent crimes when compared to other Nebraska counties. Aggravated assaults, rape, “other assaults,” and robbery are all over represented in Hall County 2019 Violent Crime reporting.

The reported perception of 10<sup>th</sup> and 12<sup>th</sup> graders is that people in their community find alcohol and cigarettes “wrong” or “very wrong” at a higher rate than the State averages.

Juvenile record sealing is not "automatic" even though it is required by State statute to do so when youth successfully complete their court requirements (completion of Diversion, Probation, restorative practice, or other treatment). The yearly data available in JJI’s Hall County Assessment document show that there is a need for continued discussions with officials responsible for the sealing of Hall County juvenile records. Recent legislation should improve Hall County’s juvenile record sealing process and improving the overall percentage of juvenile records being sealed. The Hall County Juvenile Service Office provides each Diversion participant and their guardian a document prepared by the Hall County Attorney’s Office explaining the process of having a juvenile record sealed.

Data for race and ethnicity at each juvenile justice system point is imperative for an accurate Racial and Ethnic Disparities (RED) analysis. In Hall County there is a high level of missing data at the Court level.

### Policy, Legal and System Level:

Hall County is not required under statute to provide an attorney when a youth is filed on in court, however, the rate in which youth are provided an attorney in Hall County is above the State average.

Hall County files fewer curfew and 3A, 3B uncontrollable, and 3C filings in Court so the community is diverting appropriately; however, truancy filings increased in 2018 but then decreased again in 2019.

- The Diversion program may consider the following:
  - exploring the use of warning letters for low risk youth
    - A “Warning Diversion” Program has been discussed with the Hall County Attorney, he is willing to explore the possibility. Information from the Lancaster Warning Letter Program has been requested and received. Additional conversation with the County Attorney and Public Defender will occur regarding the Warning Letter Diversion Program.
  - best practices is to only drug test youth with a demonstrated need
    - The Hall County Diversion Program incorporates best practice of only drug test Diversion youth when there is a demonstrated need.
  - ensure fees are similar to court costs or having a sliding scale
    - Hall County Diversion fees are in line with Court costs, participation in the Hall County Diversion Program is not based on ability to pay Program fees.
  - strengthening the process for sealing records in JCMS and with law enforcement (not needed at court-level because it is pre-file)
    - The process of sealing juvenile records have been discussed with the County Attorney, Hall County Court Magistrate, District 9 Probation, and Grand Island Police Department representatives. There seems to be, currently, a process in place that meets the sealing of juveniles’ record requirement. Continued review of the data and the process will provide opportunities for system improvements.

## Comprehensive List of Services

<b>SYSTEM POINT: PREVENTION</b> (includes programs that aim to intervene before and after problematic behaviors are identified)		
<b>Program/ Agency Name</b>	<b>Eligible age</b>	<b>Risk or need</b>
<p><b>Central NE Council on Alcoholism &amp; Addictions, Inc.</b> 219 W. 2nd Street Grand Island, NE 68801 Phone: (308) 385-5520</p>	Life span	<ul style="list-style-type: none"> <li>• Drug /Alcohol use</li> <li>• Antisocial behaviors</li> <li>• Sensation seeking</li> <li>• Defiance of authority</li> <li>• Lack of concern for others</li> <li>• Inappropriate use of time</li> <li>• Parental substance use</li> <li>• Low attachment</li> <li>• Deviant peer group</li> </ul>
<p><b>Families CARE, Inc.</b> 4111 4<sup>th</sup> Avenue, Suite 2 Kearney, NE 68845 Phone: 308-237-1102</p>	Birth - 26	<ul style="list-style-type: none"> <li>• Drug /Alcohol use</li> <li>• Learning disabilities</li> <li>• Anxiety/depression</li> <li>• Mental Health disorder(s)</li> <li>• Antisocial behaviors</li> <li>• Sensation seeking</li> <li>• Defiance of authority</li> <li>• Lack of concern for others</li> <li>• Inappropriate use of time</li> <li>• Lack of discipline</li> <li>• Low parental warmth</li> <li>• Parental hostility</li> <li>• Abusive parent(s)</li> <li>• Parental substance use</li> <li>• Poor prenatal and early childhood health</li> <li>• Truancy</li> <li>• Low achievement</li> <li>• Low attachment</li> <li>• Deviant peer group</li> </ul>
<p><b>Mid-Plains Center for Behavioral Healthcare Services, Inc.</b> 914 Baumann Drive P.O. Box 1763 Grand Island, NE 68802-1763 Phone: 308-385-5250 CSU Phone: 308-385-5250, ext. 2</p>	Life span	<ul style="list-style-type: none"> <li>• Drug /Alcohol use</li> <li>• Learning disabilities</li> <li>• Anxiety/depression</li> <li>• Mental Health disorder(s)</li> <li>• Antisocial behaviors</li> <li>• Sensation seeking</li> <li>• Defiance of authority</li> <li>• Lack of concern for others</li> <li>• Inappropriate use of time</li> <li>• Previous victimization</li> <li>• Lack of supervision</li> <li>• Lack of discipline</li> <li>• Low parental warmth</li> <li>• Parental hostility</li> <li>• Abusive parent(s)</li> </ul>

---

**Hall County Comprehensive Juvenile Services Community Plan (2021 – 2025)**

---

		<ul style="list-style-type: none"> <li>• Parental substance use</li> <li>• Poor prenatal and early childhood health</li> <li>• Family violence</li> <li>• Truancy</li> <li>• Low achievement</li> <li>• Low attachment</li> <li>• Low literacy</li> <li>• Deviant peer group</li> </ul>
<p><b>Region 3 Behavioral Health Services</b>            4009 6<sup>th</sup> Avenue, Suite 65            P.O. Box 2555            Kearney, NE 68848-2555            Phone: 308-237-5113</p>	<p style="text-align: center;">Life span</p>	<ul style="list-style-type: none"> <li>• Drug /Alcohol use</li> <li>• Learning disabilities</li> <li>• Anxiety/depression</li> <li>• Mental Health disorder(s)</li> <li>• Antisocial behaviors</li> <li>• Sensation seeking</li> <li>• Defiance of authority</li> <li>• Lack of concern for others</li> <li>• Inappropriate use of time</li> <li>• Previous victimization</li> <li>• Lack of supervision</li> <li>• Lack of discipline</li> <li>• Low parental warmth</li> <li>• Parental hostility</li> <li>• Abusive parent(s)</li> <li>• Parental substance use</li> <li>• Poor prenatal and early childhood health</li> <li>• Family violence</li> <li>• Truancy</li> <li>• Low achievement</li> <li>• Low attachment</li> <li>• Low literacy</li> <li>• Deviant peer group</li> </ul>
<p><b>Richard Young Behavioral Health</b>            Contact: Lacey Witt            1755 Prairie View Pl            P.O. Box 1750            Kearney, NE 68848-1750            Phone: (308) 865-2000</p>	<p style="text-align: center;">12 yrs. +</p>	<ul style="list-style-type: none"> <li>• Drug /Alcohol use</li> <li>• Learning disabilities</li> <li>• Anxiety/depression</li> <li>• Mental Health disorder(s)</li> <li>• Antisocial behaviors</li> <li>• Sensation seeking</li> <li>• Defiance of authority</li> <li>• Lack of concern for others</li> <li>• Inappropriate use of time</li> <li>• Previous victimization</li> <li>• Truancy</li> <li>• Low achievement</li> <li>• Low attachment</li> </ul>
<p><b>St. Francis Alcohol &amp; Drug Treatment Center</b>            Contact : Brenda Miner            2116 W. Faidley Avenue            Grand Island, NE 68803            Phone: 308-398-5427</p>	<p style="text-align: center;">19 yrs. +</p>	<ul style="list-style-type: none"> <li>• Drug /Alcohol use</li> <li>• Sensation seeking</li> <li>• Deviant peer group</li> </ul>

**Hall County Comprehensive Juvenile Services Community Plan (2021 – 2025)**

<p><b>Nebraska Family Helpline</b> 1-888-866-8660</p>	<p align="center">Life span</p>	<ul style="list-style-type: none"> <li>• Drug /Alcohol use</li> <li>• Learning disabilities</li> <li>• Anxiety/depression</li> <li>• Mental Health disorder(s)</li> <li>• Antisocial behaviors</li> <li>• Sensation seeking</li> <li>• Defiance of authority</li> <li>• Lack of concern for others</li> <li>• Inappropriate use of time</li> <li>• Previous victimization</li> <li>• Parental substance use</li> <li>• Family violence</li> <li>• Deviant peer group</li> </ul>
<p><b>Boys Town</b> 308-381-4444 Behavioral Health Clinic 2313 N. Webb Road Grand Island, NE 68803 308-381-8851</p>	<p align="center">Life span</p>	<ul style="list-style-type: none"> <li>• Foster Family Services: Foster parents, trained and supported by Boys Town, open their homes to children who need a safe place to live. To embark on the meaningful journey of becoming a foster parent in Central Nebraska call 308-381-4444 or go to: <a href="http://www.boystown.org/fosterfamilyservices">www.boystown.org/fosterfamilyservices</a></li> <li>• In-Home Family Services: We help teach families not only how to handle issues after they arise but also how to prevent them from becoming more disruptive, while they remain in their home. Serves families with children of any age. Currently referrals must come through DHHS or Juvenile Probation.</li> <li>• Common Sense Parenting® a six- to seven-week course for parents who want to build on their existing skills or learn new ways of dealing with their children’s behaviors. Classes being offered online during Covid-19 Pandemic. For more information visit: <a href="http://www.boystown.org/parenting/common-sense-parenting">www.boystown.org/parenting/common-sense-parenting</a></li> <li>• Outpatient Behavioral Health Clinic the Boys Town Behavioral Health Clinic offers outpatient services for families with children from infancy to 22 who are experiencing social/emotional, academic, or behavior concerns. We provide family therapy, individual therapy, parent behavior management training, psychological assessment, and academic assessment from licensed psychologists. To make an appointment, call 308-381-8851 or email: <a href="mailto:gi-hc@boystown.org">gi-hc@boystown.org</a></li> </ul>
		<ul style="list-style-type: none"> <li>• Drug /Alcohol use</li> <li>• Learning disabilities</li> <li>• Anxiety/depression</li> <li>• Mental Health disorder(s)</li> <li>• Antisocial behaviors</li> <li>• Sensation seeking</li> </ul>

---

**Hall County Comprehensive Juvenile Services Community Plan (2021 – 2025)**

---

<p><b>Children &amp; Adolescent Clinic</b> 638 No. Webb Rd. 308 675-3171</p>	<p>Infancy to college age</p>	<ul style="list-style-type: none"> <li>• Defiance of authority</li> <li>• Lack of concern for others</li> <li>• Inappropriate use of time</li> <li>• Previous victimization</li> <li>• Truancy</li> <li>• Low achievement</li> <li>• Low attachment</li> <li>• Low literacy</li> <li>• Deviant peer group</li> </ul>
<p><b>Crisis Center</b> 308-381-0555 (24/7) 308-382-8250 2251 N. Webb Rd., Grand Island, NE</p>	<p>Life span</p>	<ul style="list-style-type: none"> <li>• Learning disabilities</li> <li>• Anxiety/depression</li> <li>• Mental Health disorder(s)</li> <li>• Antisocial behaviors</li> <li>• Sensation seeking</li> <li>• Defiance of authority</li> <li>• Lack of concern for others</li> <li>• Inappropriate use of time</li> <li>• Previous victimization</li> <li>• Deviant peer group</li> </ul>
<p><b>Hall County Juvenile Services (Diversion)</b> 117 E. 1<sup>st</sup> Street Grand Island, NE 68801 308 385-5124 Juvenile Diversion</p>	<p>11 - 20</p>	<ul style="list-style-type: none"> <li>• Drug /Alcohol use</li> <li>• Anxiety/depression</li> <li>• Mental Health disorder(s)</li> <li>• Antisocial behaviors</li> <li>• Sensation seeking</li> <li>• Defiance of authority</li> <li>• Lack of concern for others</li> <li>• Inappropriate use of time</li> <li>• Lack of supervision</li> <li>• Lack of discipline</li> <li>• Low parental warmth</li> <li>• Parental hostility</li> <li>• Abusive parent(s)</li> <li>• Parental substance use</li> <li>• Poor prenatal and early childhood health</li> <li>• Family violence</li> <li>• Lack of supervision</li> <li>• Truancy</li> <li>• Low achievement</li> <li>• Low attachment</li> <li>• Low literacy</li> <li>• Deviant peer group</li> </ul>
<p><b>District 9 Juvenile Probation</b> 117 E. 1<sup>st</sup> Street Grand Island, Ne 68801 308 385-5230</p>	<p>11 - 20</p>	<ul style="list-style-type: none"> <li>• Drug /Alcohol use</li> <li>• Learning disabilities</li> <li>• Anxiety/depression</li> <li>• Mental Health disorder(s)</li> <li>• Antisocial behaviors</li> <li>• Sensation seeking</li> <li>• Defiance of authority</li> <li>• Lack of concern for others</li> <li>• Inappropriate use of time</li> <li>• Previous victimization</li> <li>• Lack of supervision</li> </ul>



**Hall County Comprehensive Juvenile Services Community Plan (2021 – 2025)**

		<ul style="list-style-type: none"> <li>• Lack of discipline</li> <li>• Low parental warmth</li> <li>• Parental hostility</li> <li>• Abusive parent(s)</li> <li>• Parental substance use</li> <li>• Poor prenatal and early childhood health</li> <li>• Family violence</li> <li>• Truancy</li> <li>• Low achievement</li> <li>• Low attachment</li> <li>• Low literacy</li> <li>• Deviant peer group</li> </ul>
<p><b>Monroe Meyer - Grand Island Clinic</b>  308-382-1100 ext. 772  2444 West Faidley Avenue  Grand Island, NE</p>	<p align="center">Life span</p>	<ul style="list-style-type: none"> <li>• Drug /Alcohol use</li> <li>• Learning disabilities</li> <li>• Anxiety/depression</li> <li>• Mental Health disorder(s)</li> <li>• Antisocial behaviors</li> <li>• Sensation seeking</li> <li>• Defiance of authority</li> <li>• Lack of concern for others</li> <li>• Inappropriate use of time</li> <li>• Truancy</li> <li>• Low achievement</li> <li>• Low attachment</li> <li>• Low literacy</li> <li>• Deviant peer group</li> </ul>
<p><b>Family Resources of Greater NE</b>  308-381-7487  3532 West Capital Ave. Grand Island, NE</p>	<p align="center">Life span</p>	<ul style="list-style-type: none"> <li>• Drug /Alcohol use</li> <li>• Learning disabilities</li> <li>• Anxiety/depression</li> <li>• Mental Health disorder(s)</li> <li>• Antisocial behaviors</li> <li>• Sensation seeking</li> <li>• Defiance of authority</li> <li>• Lack of concern for others</li> <li>• Inappropriate use of time</li> <li>• Previous victimization</li> <li>• Lack of supervision</li> <li>• Lack of discipline</li> <li>• Low parental warmth</li> <li>• Parental hostility</li> <li>• Abusive parent(s)</li> <li>• Parental substance use</li> <li>• Poor prenatal and early childhood health</li> <li>• Family violence</li> <li>• Truancy</li> <li>• Low achievement</li> <li>• Low attachment</li> <li>• Low literacy</li> <li>• Deviant peer group</li> </ul>
		<ul style="list-style-type: none"> <li>• Drug /Alcohol use</li> <li>• Anxiety/depression</li> <li>• Mental Health disorder(s)</li> </ul>

---

**Hall County Comprehensive Juvenile Services Community Plan (2021 – 2025)**

---

<p><b>Wholeness Healing Center</b> 308-382-5297 2608 Old Fair Rd., Grand Island, NE</p>	<p>Life span</p>	<ul style="list-style-type: none"> <li>• Antisocial behaviors</li> <li>• Sensation seeking</li> <li>• Defiance of authority</li> <li>• Lack of concern for others</li> <li>• Inappropriate use of time</li> <li>• Previous victimization</li> <li>• Lack of supervision</li> <li>• Lack of discipline</li> <li>• Low parental warmth</li> <li>• Parental hostility</li> <li>• Abusive parent(s)</li> <li>• Parental substance use</li> <li>• Poor prenatal and early childhood health</li> <li>• Family violence</li> </ul>
<p><b>Alcoholics Anonymous</b></p>	<p>18 yrs. +</p>	<ul style="list-style-type: none"> <li>• Drug /Alcohol use</li> <li>• Antisocial behaviors</li> <li>• Sensation seeking</li> <li>• Defiance of authority</li> <li>• Lack of concern for others</li> <li>• Inappropriate use of time</li> </ul>
<p><b>Narcotics Anonymous</b></p>	<p>18 yrs. +</p>	<ul style="list-style-type: none"> <li>• Drug /Alcohol use</li> <li>• Antisocial behaviors</li> <li>• Sensation seeking</li> <li>• Defiance of authority</li> <li>• Lack of concern for others</li> <li>• Inappropriate use of time</li> </ul>
<p><b>Third City Community Clinic</b> 308-398-5312 1107 N. Broadwell Ave., Grand Island, NE</p>	<p>Life span</p>	<ul style="list-style-type: none"> <li>• Previous victimization</li> <li>• Poor prenatal and early childhood health</li> </ul>
<p><b>Big Brothers/Big Sisters</b> 308-384-3456</p>	<p>6 -18</p>	<ul style="list-style-type: none"> <li>• Drug /Alcohol use</li> <li>• Antisocial behaviors</li> <li>• Defiance of authority</li> <li>• Lack of concern for others</li> <li>• Inappropriate use of time</li> <li>• Truancy</li> <li>• Low achievement</li> <li>• Low attachment</li> <li>• Deviant peer group</li> </ul>
<p><b>Boy Scouts</b> 308-382-3717</p>	<p>7 - 21</p>	<ul style="list-style-type: none"> <li>• Antisocial behaviors</li> <li>• Sensation seeking</li> <li>• Defiance of authority</li> <li>• Lack of concern for others</li> <li>• Inappropriate use of time</li> <li>• Deviant peer group</li> </ul>
<p><b>Child Advocacy Center</b> 308-385-5238</p>	<p>3 - 18</p>	<ul style="list-style-type: none"> <li>• Previous victimization</li> <li>• Abusive parent(s)</li> <li>• Deviant peer group</li> </ul>
<p><b>4-H Program</b> 308-385-5088</p>	<p>5 - 18</p>	<ul style="list-style-type: none"> <li>• Defiance of authority</li> <li>• Lack of concern for others</li> <li>• Inappropriate use of time</li> <li>• Truancy</li> <li>• Low achievement</li> </ul>

---

**Hall County Comprehensive Juvenile Services Community Plan (2021 – 2025)**

---

		<ul style="list-style-type: none"> <li>• Low attachment</li> <li>• Deviant peer group</li> </ul>
<b>Girl Scouts</b> 308-382-2020	5 - 18	<ul style="list-style-type: none"> <li>• Antisocial behaviors</li> <li>• Sensation seeking</li> <li>• Defiance of authority</li> <li>• Lack of concern for others</li> <li>• Inappropriate use of time</li> <li>• Deviant peer group</li> </ul>
<b>TeamMates</b> 308 385-5583	7 - 18	<ul style="list-style-type: none"> <li>• Drug /Alcohol use</li> <li>• Antisocial behaviors</li> <li>• Defiance of authority</li> <li>• Lack of concern for others</li> <li>• Inappropriate use of time</li> <li>• Truancy</li> <li>• Low achievement</li> <li>• Low attachment</li> <li>• Deviant peer group</li> </ul>
<b>YMCA</b> 308 395-9622	Life span	<ul style="list-style-type: none"> <li>• Defiance of authority</li> <li>• Lack of concern for others</li> <li>• Inappropriate use of time</li> </ul>
<b>YWCA</b> 308 384-9922	Life span	<ul style="list-style-type: none"> <li>• Lack of concern for others</li> <li>• Inappropriate use of time</li> <li>• Previous victimization</li> </ul>
<b>Central District Health Dept.</b> 308 385-5175	Life span	<ul style="list-style-type: none"> <li>• Poor prenatal and early childhood health</li> </ul>
<b>Area Church Youth Groups</b>	5 - 18	<ul style="list-style-type: none"> <li>• Defiance of authority</li> <li>• Lack of concern for others</li> <li>• Inappropriate use of time</li> <li>• Lack of supervision</li> <li>• Low attachment</li> <li>• Deviant peer group</li> </ul>
<b>Goodwill Industries of Greater Nebraska, Inc.</b> Employment and Career Services 1804 S. Eddy Grand Island, NE 68802-1863 Phone: 308-384-7896	Life span	<ul style="list-style-type: none"> <li>• Drug /Alcohol use</li> <li>• Learning disabilities</li> <li>• Anxiety/depression</li> <li>• Mental Health disorder(s)</li> <li>• Antisocial behaviors</li> <li>• Sensation seeking</li> <li>• Defiance of authority</li> <li>• Lack of concern for others</li> <li>• Inappropriate use of time</li> <li>• Previous victimization</li> <li>• Poor prenatal and early childhood health</li> <li>• Low literacy</li> </ul>
<b>OWENS EDUCATIONAL SERVICES</b> 1451 N Webb Road Grand Island, NE 68803 Phone: (308) 675-1544	11 - 18	<ul style="list-style-type: none"> <li>• Drug /Alcohol use</li> <li>• Antisocial behaviors</li> <li>• Sensation seeking</li> <li>• Defiance of authority</li> <li>• Inappropriate use of time</li> </ul>
<b>GIPS Outreach Center Head/Early start</b> 308 385-5900	0 - 21	<ul style="list-style-type: none"> <li>• Learning disabilities</li> <li>• Parental hostility</li> <li>• Abusive parent(s)</li> <li>• Parental substance use</li> </ul>

---

**Hall County Comprehensive Juvenile Services Community Plan (2021 – 2025)**

		<ul style="list-style-type: none"> <li>• Poor prenatal and early childhood health</li> <li>• Family violence Previous victimization</li> </ul>
<b>GIPS Wellness Center</b> 308 384-2265	14 - 21	<ul style="list-style-type: none"> <li>• Drug /Alcohol use</li> <li>• Anxiety/depression</li> <li>• Mental Health disorder(s)</li> <li>• Antisocial behaviors</li> <li>• Sensation seeking</li> <li>• Previous victimization</li> </ul>
<b>GIPS Academies/Alternative Schools</b> 308 385-5900 Skills Success	6 - 21	<ul style="list-style-type: none"> <li>• Learning disabilities</li> <li>• Anxiety/depression</li> <li>• Mental Health disorder(s)</li> <li>• Antisocial behaviors</li> <li>• Sensation seeking</li> <li>• Defiance of authority</li> <li>• Lack of concern for others</li> <li>• Inappropriate use of time</li> <li>• Truancy</li> <li>• Low achievement</li> <li>• Low attachment</li> <li>• Low literacy</li> </ul>
<b>Ombudsman Educational Services</b> 2300 N Webb Rd, Grand Island, NE 68803 308 384-2664	14 - 21	<ul style="list-style-type: none"> <li>• Learning disabilities</li> <li>• Anxiety/depression</li> <li>• Mental Health disorder(s)</li> <li>• Antisocial behaviors</li> <li>• Sensation seeking</li> <li>• Defiance of authority</li> <li>• Lack of concern for others</li> <li>• Inappropriate use of time</li> <li>• Truancy</li> <li>• Low achievement</li> <li>• Low attachment</li> <li>• Low literacy</li> </ul>

**SYSTEM POINT: DIVERSION SERVICES**  
 (diversion and services available to youth on diversion)

Program/ Agency Name	Eligible age	Risk or need
<b>Hall / Howard County Juvenile Services (Diversion)</b> 117 E. 1 <sup>st</sup> Street Grand Island, NE 68801 308 385-5124 Juvenile Diversion MIP Diversion GISP Middle School Interventionist GIPS High School Interventionist On-line Intervention and Prevention Classes Community Based ATOD services On-line ATOD classes Life skills classes	11 - 20	<ul style="list-style-type: none"> <li>• Drug /Alcohol use</li> <li>• Anxiety/depression</li> <li>• Mental Health disorder(s)</li> <li>• Antisocial behaviors</li> <li>• Sensation seeking</li> <li>• Defiance of authority</li> <li>• Lack of concern for others</li> <li>• Inappropriate use of time</li> <li>• Lack of supervision</li> <li>• Lack of discipline</li> <li>• Low parental warmth</li> <li>• Parental hostility</li> <li>• Abusive parent(s)</li> </ul>

---

## Hall County Comprehensive Juvenile Services Community Plan (2021 – 2025)

<p>On-line Life skill classes Behavioral Health referrals     In-home     Out-patient Mediation</p>	<ul style="list-style-type: none"> <li>• Parental substance use</li> <li>• Poor prenatal and early childhood health</li> <li>• Family violence</li> <li>• Lack of supervision</li> <li>• Truancy</li> <li>• Low achievement</li> <li>• Low attachment</li> <li>• Low literacy</li> <li>• Deviant peer group</li> </ul>
---	--

<p><b>SYSTEM POINT: ALTERNATIVES TO DETENTION FOR PRE-ADJUDICATED YOUTH ONLY</b> (include any programs that allow youth to remain in the community after any contact with law enforcement)</p>
--

Program/ Agency Name	Eligible age	Risk or need
<p><b>OWENS EDUCATIONAL SERVICES</b> 1451 N Webb Road Grand Island, NE 68803 Phone: (308) 675-1544     Electronic Monitoring     Tracker     Day Reporting Center</p>	<p>11 - 18</p>	<ul style="list-style-type: none"> <li>• Drug /Alcohol use</li> <li>• Antisocial behaviors</li> <li>• Sensation seeking</li> <li>• Defiance of authority</li> <li>• Inappropriate use of time</li> <li>• Lack of supervision</li> <li>• Truancy</li> <li>• Low achievement</li> <li>• Low attachment</li> <li>• High crime neighborhood</li> </ul>

**Hall County Comprehensive Juvenile Services Community Plan (2021 – 2025)**

<p><b>Boys Town</b>          308-381-4444          Behavioral Health Clinic 2313 N. Webb Road          Grand Island, NE 68803          308-381-8851          In-Home family Services</p>	<p>Life span</p>	<ul style="list-style-type: none"> <li>• Foster Family Services: Foster parents, trained and supported by Boys Town, open their homes to children who need a safe place to live. To embark on the meaningful journey of becoming a foster parent in Central Nebraska call 308-381-4444 or go to: <a href="http://www.boystown.org/fosterfamilyservices">www.boystown.org/fosterfamilyservices</a></li> <li>• In-Home Family Services: We help teach families not only how to handle issues after they arise but also how to prevent them from becoming more disruptive, while they remain in their home. Serves families with children of any age. Currently referrals must come through DHHS or Juvenile Probation.</li> <li>• Common Sense Parenting® a six- to seven-week course for parents who want to build on their existing skills or learn new ways of dealing with their children’s behaviors. Classes being offered online during Covid-19 Pandemic. For more information visit: <a href="http://www.boystown.org/parenting/common-sense-parenting">www.boystown.org/parenting/common-sense-parenting</a></li> <li>• Outpatient Behavioral Health Clinic the Boys Town Behavioral Health Clinic offers outpatient services for families with children from infancy to 22 who are experiencing social/emotional, academic, or behavior concerns. We provide family therapy, individual therapy, parent behavior management training, psychological assessment, and academic assessment from licensed psychologists. To make an appointment, call 308-381-8851 or email: <a href="mailto:gi-bhc@boystown.org">gi-bhc@boystown.org</a></li> </ul>
<p><b>Mid-Plains Center for Behavioral Healthcare Services, Inc.</b>          914 Baumann Drive          P.O. Box 1763          Grand Island, NE 68802-1763          Phone: 308-385-5250          CSU Phone: 308-385-5250, ext. 2          MST          In-Home Family Services          Crisis Stabilization Unit</p>	<p>Life span</p>	<ul style="list-style-type: none"> <li>• Drug /Alcohol use</li> <li>• Anxiety/depression</li> <li>• Mental Health disorder(s)</li> <li>• Antisocial behaviors</li> <li>• Sensation seeking</li> <li>• Defiance of authority</li> <li>• Lack of concern for others</li> <li>• Inappropriate use of time</li> <li>• Previous victimization</li> <li>• Lack of supervision</li> <li>• Lack of discipline</li> <li>• Low parental warmth</li> <li>• Parental hostility</li> <li>• Abusive parent(s)</li> <li>• Parental substance use</li> <li>• Family violence</li> <li>• Truancy</li> <li>• Low achievement</li> <li>• Low attachment</li> <li>• Low literacy</li> <li>• Deviant peer group</li> </ul>

**Hall County Comprehensive Juvenile Services Community Plan (2021 – 2025)**

<b>KNOWN GAPS IN SERVICES</b>		
<i>(include any programs that allow youth to remain in the community after any contact with law enforcement)</i>		
<b>Program/ Agency Name</b>	<b>Eligible age</b>	<b>Risk or need</b>
Out of Home Placement options, Shelter Care, Alternative to Detention	0 - 18	<ul style="list-style-type: none"> <li>• Drug /Alcohol use</li> <li>• Mental Health disorder(s)</li> <li>• Antisocial behaviors</li> <li>• Sensation seeking</li> <li>• Defiance of authority</li> <li>• Lack of concern for others</li> <li>• Inappropriate use of time</li> <li>• Previous victimization</li> <li>• Lack of supervision</li> <li>• Lack of discipline</li> <li>• Low parental warmth</li> <li>• Parental hostility</li> <li>• Abusive parent(s)</li> <li>• Parental substance use</li> <li>• Poor prenatal and early childhood health</li> <li>• Family violence</li> <li>• Truancy</li> <li>• Low attachment</li> <li>• High crime neighborhood</li> <li>• Disenfranchised neighborhood</li> </ul>
Culturally responsive community service providers (Behavioral Health)	Life span	<ul style="list-style-type: none"> <li>• Drug /Alcohol use</li> <li>• Learning disabilities</li> <li>• Anxiety/depression</li> <li>• Mental Health disorder(s)</li> <li>• Antisocial behaviors</li> <li>• Sensation seeking</li> <li>• Defiance of authority</li> <li>• Lack of concern for others</li> <li>• Inappropriate use of time</li> <li>• Previous victimization</li> <li>• Lack of supervision</li> <li>• Lack of discipline</li> <li>• Low parental warmth</li> <li>• Parental hostility</li> <li>• Abusive parent(s)</li> <li>• Parental substance use</li> <li>• Poor prenatal and early childhood health</li> <li>• Family violence</li> <li>• Truancy</li> <li>• Low achievement</li> <li>• Low attachment</li> <li>• Low literacy</li> <li>• High crime neighborhood</li> <li>• Disenfranchised neighborhood</li> <li>• Deviant peer group</li> </ul>

## Community Analysis and Response (CAR) Final Worksheet

COMMUNITY ANALYSIS & RESPONSE WORKSHEET			
Identified Need	Existing Program, Agency or Resource	Eligible age	Does this program accomplish the desired change? If no, what is missing?
<p>Hispanic youth have a higher rate of being chronically absent than their proportion of the population and school population</p> <p>Hispanic youth are over-represented at all system points as compared to the population of the county</p> <ul style="list-style-type: none"> <li>o Hispanic youth are also disproportionately more likely to be filed on in adult court</li> <li>o Have a RAI override to a more sever placement</li> <li>o More unsuccessful on probation than successful</li> </ul>	<p>Services provided by GIPS Social Workers, Counselors, School Interventionists. GIPS/Hall County Attorney’s Attendance Hearings. GIPS strategies include: busing for middle school and high school students, activity buses for after school programs, attendance monitoring and support via social workers, family engagement programs in schools with high Hispanic populations, after school programs, tutoring, alternative schools, GISH Academies, recently introduced State legislation, NW Counselors, Public school attendance policies, sports programs, Church groups, Scouts, Mentoring, YMCA, YWCA, Youth Service Organizations, Youth City leagues, TeamMates, Big Brothers/Big Sisters, City Park &amp; Recreation Summer Programs, Stuhr Museum Classes, County Extension Programs, Family friendly community businesses, Public Library Programs, GIPD’s summer Lunch ‘n Learn events, Diversity training</p>	<p>Birth - 21</p>	<p>Collectively. This is a complicated issue that requires a multifaceted response. Many of the listed strategies are relatively new and time is needed for implementation, evaluation, making adjustments, as well as considering additional strategies. A vast majority, but not all, of Hall County students meet attendance expectations. Poverty seems to be a leading contributor to many of these identified issues.</p>
<p>8<sup>th</sup> graders report slightly higher gang involvement.</p>	<p>After school programs, sports programs, Church groups, Scouts, YMCA, Youth Service Organizations, Youth City leagues, TeamMates, Big Brothers/Big Sisters, City Park &amp; Recreation Summer Programs, Stuhr Museum Classes, County Extension Programs, Public Library Programs, Family friendly community businesses, GIPD’s summer Lunch ‘n Learn events, Training for school resource officers educators, and law enforcement.</p>	<p>4 - 18</p>	<p>Partially. According to GIPD, juvenile gang involvement in Hall County is seeing a slight increase recently after a decline in the past several years. Recent National events have cast a negative view of law enforcement, and along with COVID restrictions and funding limitations, Law Enforcement’s ability to have more of a positive public social presence has been hampered.</p>
<p>Overall, more cases appear to be going to probation (about 54%) than to diversion (about 33%)</p>	<p>Hall / Howard County Juvenile Services (Diversion), District 9 Juvenile Probation, and *GIPS/ Hall County Attorney’s Attendance Hearing Program. DHHS Focus on Prevention, Intensive in-home family services, Region 3 voluntary</p>	<p>11 – 20 * 06 - 17</p>	<p>Yes. However, Hall County Pretrial Diversion Program has eligibility requirements and is a voluntary service. As a result, there are limitations on youths’ eligibility to participate in the Diversion Program.</p>

Hall County has



**Hall County Comprehensive Juvenile Services Community Plan (2021 – 2025)**

	services, Boys Town Ecological In-Home Family Treatment (EIHFT)		an Attendance Hearing Program through GIPS and the Hall County Attorney’s Office. Probation Intake cases (RAI) are usually not Diversion eligible due to the nature/severity of the offense. Current Legislative Bills have been introduced that, if passed into Law, may provide additional opportunities for Diversion. Additional funds could be made available for in-home family services and other community based services for Diversion and Probation youths.
There is a lot of missing data for race/ethnicity at the courts and law enforcement	Hall County Juvenile Judicial system and Hall County Law Enforcement	Life span	Improving. This data is missing in public records but the information is available on confidential records. There needs to be on-going discussions with juvenile system points to determine what information can be made public and how this data is shared and to which agencies.
Juvenile record sealing is not "automatic"	Hall County Juvenile Judicial system	11 - 18	Improving. On-going discussions with juvenile justice system points continue to develop and implement a more automatic procedure. Participants in the Hall County Juvenile Diversion Program are provided with a document that explains the juvenile record sealing process.

**Gaps to be Filled Worksheet**

**H3C 12 – 24 Committee priorities: (08/2020)**

Poll was administered to choose all the priorities that still fit the community juvenile needs.

- Develop and maintain an array of violence prevention interventions for targeted high-risk populations of youth (100%)
- Juvenile detention alternatives (90%)
- Juvenile Diversion (80%)
- School Interventionist – Barr and Walnut middle schools (70%)
- Disproportionate Minority Contact review and community planning (70%)

**GAPS IN THE CONTINUUM**

Brief Data Snapshot	Existing Program, Agency or Resource	Eligible age	Does this program accomplish the desired change? If no, what is missing?
			Collectively these strategies are accomplishing the desired change.

## Hall County Comprehensive Juvenile Services Community Plan (2021 – 2025)

<p>12.9% of youth participating in the 2018 SHARP survey reported current vaping compared to 10.4% State average.</p>	<p>Tobacco Free Hall County, Prevention Project, CNCAA youth Programs, Counter media messages, compliance checks, recent legislation (21 age), Common Spirit (Regional Initiative)</p>	<p>08 - 17</p>	<p>This is an ever changing situation and a multitude of factors are involved. In this year’s Legislative session, there are a number of bills that if passed, will serve to further nominalize substance use and misuse. Accomplishing a desired change regarding youths’ substance misuse is an ongoing effort.</p>
<p>5.2% of 8<sup>th</sup> grade youths participating in the 2018 SHARP survey reported Gang involvement compared to 3.8% State 8<sup>th</sup> grader’s average.</p>	<p>Barr middle school SANKOFA, after school programs, sports programs, Church groups, Scouts, Mentoring, YMCA, Youth Service Organizations, Public Library Programs, Youth City leagues, TeamMates, Big Brothers/Big Sisters, City Park &amp; Recreation Summer Programs, Stuhr Museum Classes, County Extension Programs, Family friendly community businesses, GIPD’s summer Lunch ‘n Learn events, Training for school resource officers and law enforcement.</p>	<p>05 – 18+</p>	<p>Collectively these strategies are accomplishing the desired change. This is an ever changing situation and a multitude of factors are involved. There have been program limitations due to COVID restrictions and future funding uncertainty. On the national stage, recent events have put law enforcement agencies in a negative public image, providing opportunities for criminal actions to somehow be viewed as acceptable and justifiable.</p>
<p>“Arrest” rates for youth under 18 years for “Other Assaults” increased from 66 incidents during 2018 to 94 incidents in 2019, 42.4% increase.</p>	<p>GIPS SRO, In-home family services, GIPS Social Workers &amp; counselors, GISH Wellness Center, GI Northwest counselors, private therapists, Big Brother/Big Sister, TeamMates, mentoring programs, Youth Philanthropy Board, Church youth groups, 4-H, Girl/Boy Scouts.</p>	<p>11 - 18</p>	<p>Collectively these strategies are accomplishing the desired change. This is an ever changing situation and a multitude of factors are involved. There have been program limitations due to COVID restrictions and future funding uncertainty. On the national stage, recent events have provided opportunities for criminal actions to be somehow viewed as acceptable and justifiable.</p>
<p>8<sup>th</sup> and 10<sup>th</sup> grade youths participating in the 2018 SHARP survey “having an adult at home who listens” are below the State average.</p>	<p>In-home family services, GIPS Social Workers &amp; counselors, GISH Wellness Center, GI Northwest counselors, private therapists, Boys Town Common Sense Parenting training, Strengthen Parents training, CNCAA youth programs.</p>	<p>12 – 18+</p>	<p>Collectively these strategies are accomplishing the desired change. This is a complicated issue that requires a multifaceted response, ongoing implementation, adjustments, and improvements.</p>
<p>“Arrest” rate s for youth under 18 years for “Vandalism” increased from 22 incidents during 2018 to 38 incidents in 2019, 72.7% increase.</p>	<p>GIPS SRO, In-home family services, GIPS Social Workers &amp; counselors, GISH Wellness Center, GI Northwest counselors, private therapists, Big Brother/Big Sister, TeamMates, Youth Philanthropy Board, Church youth groups, 4-H, Girl/Boy Scouts.</p>		<p>Collectively these strategies are accomplishing the desired change. This is an ever changing situation and a multitude of factors are involved. There have been program limitations due to COVID restrictions and future funding uncertainty. On the national stage, recent events have provided opportunities for criminal actions to be somehow viewed as acceptable and justifiable.</p>

---

**Hall County Comprehensive Juvenile Services Community Plan (2021 – 2025)**

<p>Top 3 Risk Assessment Domains for Hall Co. Diversion Youth</p> <ul style="list-style-type: none"> <li>○ Family Circum. / Parenting</li> <li>○ Education/Employment</li> <li>○ Peer Relationships</li> </ul>	<p>Counseling referrals, GIPS School Interventionists, Cognitive classes (3<sup>rd</sup> Millennium, Court Solutions online, On-site classes Change Company) Common Sense Parenting Circles of Security Parenting.</p>	<p style="text-align: center;">11 - 18</p>	<p>Yes, although, the reduced CBA grant funds for Hall County may reduce some services for Hall County Juvenile Diversion participants.</p>
<p>53.1% of the RAI Override: More Severe, involved Hispanic/Latino youths (2015 – 2019) N = 49</p>	<p>Pre-adjudicated services, Detention, Staff Secure, Shelter, Kinship Care, Foster Care, Tracker, Electronic Monitor, In-Home Family services, Hall County’s participate in the JDAI community assessment</p>	<p style="text-align: center;">11 - 19</p>	<p>Partially. There are limited alternatives to detention services available in Hall County. The JDAI assessment is in process for Hall County. RAI Overrides are based on the youth and family’s willingness to participate in the alternative service available, the flight risk, and harm to self and or others factors.</p>
<p>53% of Juvenile Probation revocations involved Hispanic/Latino youths (2015 – 2019) N = 332</p>	<p>Juvenile Probation</p>	<p style="text-align: center;">11 - 19</p>	<p>Yes. Probation revocations are due to an individual’s violation of their Court Order, i.e. their Probation conditions, and or, new law violation.</p>

## List of Team Members

*Description of Team (how formed, how long meeting, how often meet/met, structure, etc.)*

Since 2012 the Hall County Juvenile Services Comprehensive Community planning process has been undertaken under the guidance of the Hall County Community Collaborative (H3C) and H3C 11 – 24 Subcommittee with advisement from the Hall County Board of Commissioners.

H3C is an inclusive membership-based collaboration in Hall County Nebraska which exists solely to facilitate the assessment, design, planning, implementation and evaluation of community-based services and systems. H3C itself does not provide direct services as this would duplicate the role of members and member agencies. Rather, the assessment and planning processes assist in accessing new collaborative resources to fill gaps, inter-related service sectors and align resources and actions to achieve common goals.

Membership is open to individuals and organizations which serve persons living in Hall County. Membership is not required to participate but is required for Board positions, to engage in subcontracts with H3C, and to vote on relevant H3C action items. H3C organizes to provide opportunities for multiple levels of participation from members and citizens.

H3C focuses on developing the relationships, structures and processes of Collective Impact to enhance community collaborative capacity. The areas of Collective Impact include:

- Developing and maintaining a shared agenda.
- Quality shared data and use of data in assessment, planning, and continuous quality improvement for evaluation.
- Implementing mutually reinforcing activities
- Continuous, meaningful communication
- H3C serving as a neutral backbone organization for facilitation of assessment, planning, documentation, engagement of new partners, coordinating policy, and integrating work between systems.

H3C has organized to provide an effective, accountable collaboration. The work of system development and enhancement is undertaken through Subcommittees. The current Subcommittees include:

- Birth - 11 (early childhood) Sub-Committee
- 11 - 24 (juvenile service) Subcommittee
- Community Response
- Behavioral Health Subcommittee

### Community Team Meetings

These committees meet at least quarterly with most meeting monthly or bi-monthly. The 11-24 Subcommittee meets every other month, in addition to linking with other community committees.

## Hall County Comprehensive Juvenile Services Community Plan (2021 – 2025)

A Board of Directors are elected by the membership for three-year terms. Elections occur at the annual meeting. Anyone who is an individual member or a staff of a member agency may serve on the Board of Directors. The Board of Directors' role is narrow, responsibilities include: oversight of the legal, financial and grant management functions of H3C. The strategic direction of the organization is established by the membership and participants at membership meetings.

### List of team members/contributors with contact info (title, address, phone numbers, email)

NAME	TITLE/AGENCY	ADDRESS	PHONE #	E-MAIL ADDRESS
Amy Bennett	Director, YWCA	211 E Fonner Park Rd, Grand Island, NE	(308) 384-9922	<a href="mailto:abennett@ywca-gi.org">abennett@ywca-gi.org</a>
*Andrea Hill	GIPS HS Interventionist	2124 N Lafayette Ave, Grand Island, NE 68803		<a href="mailto:ahill@gips.org">ahill@gips.org</a>
Ann Greving Brown	Social Worker, GIPS	2124 N Lafayette Ave, Grand Island, NE 68803	(308) 385-5950	<a href="mailto:agrevingbrown@gips.org">agrevingbrown@gips.org</a>
Annie Switzer	NE Children's Home Society	1028 N Webb Rd Suite C, Grand Island, NE 68803		<a href="mailto:aswitzer@nchs.org">aswitzer@nchs.org</a>
**Ariel Derr	Vice President COO, Mid Plains Center for Behavioral Services	914 Baumann Dr. Grand Island, NE 68801	(308) 385-5250	<a href="mailto:aderr@midplainscenter.org">aderr@midplainscenter.org</a>
**Beth Baxter	Director, Region 3 Behavioral	4009 6th Ave, Kearney, NE 68845	(308) 237-5113	<a href="mailto:BBaxter@Region3.net">BBaxter@Region3.net</a>
*Beth Klemme	GIPS MS Interventionist	602 W Stolley Park Rd, Grand Island, NE 68801	(308) 385-5875	<a href="mailto:bklemme@gips.org">bklemme@gips.org</a>
*Carrie Sheldon	Social Worker, GIPS	603 W Stolley Park Rd, Grand Island, NE 68801	(308) 385-5876	<a href="mailto:csheldon@gips.org">csheldon@gips.org</a>
*Chris Mendoza	Bridges 2 Independence			<a href="mailto:chris.mendoza@nebraska.gov">chris.mendoza@nebraska.gov</a>
*Connie Holmes	Director, CNCAA	219 W 2nd St, Grand Island, NE 68801	(308) 385-5520	<a href="mailto:connie@cncaa.info">connie@cncaa.info</a>
*Connie Hultine	Chief, Dist. 9 Probation	207 N Pine St #100, Grand Island, NE 68801	(308) 385-6216	<a href="mailto:connie.hultine@nebraska.gov">connie.hultine@nebraska.gov</a>
*Dean Elliott	Capt. GIPD	111 Public Safety Dr. Grand Island, NE 68801	(308) 385-5400	<a href="mailto:delliott@gipolice.org">delliott@gipolice.org</a>
**Diana Kellogg	CHI Health St. Francis Foundation	2620 West Faidley Ave. Grand Island, NE 68803	(308) 398-5400	<a href="mailto:dkellogg@sfmc-gi.org">dkellogg@sfmc-gi.org</a>
*Diann Muhlbach	Community Member		(308) 383-9659	<a href="mailto:dian.nh@hotmail.com">dian.nh@hotmail.com</a>
**Holly Boeselager	Out Reach GIPS	123 S Webb Rd, Grand Island, NE 68803	(308) 385-5900	<a href="mailto:navigator@heartlandcasa.org">navigator@heartlandcasa.org</a>
*Jesse Spangler	Bridges 2 Independence			<a href="mailto:jesse.spangler@nebraska.gov">jesse.spangler@nebraska.gov</a>
*Jill Schubauer	Region 3	4009 6th Ave, Kearney, NE 68845	(308) 237-5113	<a href="mailto:jschubauer@region3.net">jschubauer@region3.net</a>
*Joshua Albrecht	Supervisor Dist. 9 Juvenile Probation	117 East 1st Street, Grand Island, NE 68801	(308) 385-5230	<a href="mailto:joshua.albrecht@nebraska.gov">joshua.albrecht@nebraska.gov</a>
***Julie Nash	Director, H3C	PO Box 5131, Grand Island, NE 68802	(308) 930-9038	<a href="mailto:h3cdirector@gmail.com">h3cdirector@gmail.com</a>
*Justin Kawata	Hall County Juvenile Services	117 East 1st Street, Grand Island, NE 68801	(308) 385-5124	<a href="mailto:justink@hallcountyne.gov">justink@hallcountyne.gov</a>
*KaCee Zimmerman	Central District Department of Health and Human Services	208 N Pine St, Grand Island, NE 68801	(308) 385-6173	<a href="mailto:KaCee.Zimmerman@nebraska.gov">KaCee.Zimmerman@nebraska.gov</a>
**Karen Rathke	Director Heartland United Way Executive	1441 N Webb Rd, Grand Island, NE 68803	(308) 382-2675	<a href="mailto:karen@heartlandunitedway.org">karen@heartlandunitedway.org</a>
*Karina Robles	Hall County Juvenile Services	117 East 1st Street, Grand Island, NE 68801	(308) 385-5124	<a href="mailto:karinar@hallcountyne.gov">karinar@hallcountyne.gov</a>
**Kathleen Stoltz	Central District Administrator Department of Health and Human Services	208 N Pine St, Grand Island, NE 68801	(308) 385-6173	<a href="mailto:Kathleen.Stolz@nebraska.gov">Kathleen.Stolz@nebraska.gov</a>

## Hall County Comprehensive Juvenile Services Community Plan (2021 – 2025)

*Katie Usasz	Director, GISAPC	219 W 2nd St, Grand Island, NE 68801	(308) 385-5520	<a href="mailto:katieU@cncaa.info">katieU@cncaa.info</a>
Lacie Wojtalewicz	NE Children's Home Society	1028 N Webb Rd Suite C, Grand Island, NE 68803	(308) 381-0568	<a href="mailto:lwojtalewicz@nchs.org">lwojtalewicz@nchs.org</a>
LaDonna Obermiller	Crisis Center	2251 N Webb Rd, Grand Island, NE 68803	(308) 381-0555	<a href="mailto:lobermiller@gicrisis.org">lobermiller@gicrisis.org</a>
*Martin Klein	Hall County Attorney	231 S Locust St, Grand Island, NE 68801	(308) 385-5150	<a href="mailto:martink@hallcountyne.gov">martink@hallcountyne.gov</a>
**Megan Andrews	Director of Central Operations Boys Town	3230 W. Wildwood Dr. Grand Island, NE 68801	(308) 381-4444	<a href="mailto:megan.andrews@boystown.org">megan.andrews@boystown.org</a>
*Michaela Perry	Tobacco Free Hall County	219 W 2nd St, Grand Island, NE 68801	(308) 385-5520	<a href="mailto:michaela@cncaa.info">michaela@cncaa.info</a>
Pamela Lancaster	Chair, Hall County Commissioners	121 South Pine St, Grand Island, NE 68801	(308) 385-5025	<a href="mailto:paml@hallcountyne.gov">paml@hallcountyne.gov</a>
**Randy See	Director Hall County Juvenile Services	117 East 1st Street, Grand Island, NE 68801	(308) 385-5124	<a href="mailto:randyse@hallcountyne.gov">randyse@hallcountyne.gov</a>
*Robin Dexter	Assistant Superintendent of Schools Grand Island Public Schools	123 S Webb Rd, Grand Island, NE 68803	(308) 385-5900	<a href="mailto:rdexter@gips.org">rdexter@gips.org</a>
*Robyn Hassel	Hall County Juvenile Services	117 East 1st Street, Grand Island, NE 68801	(308) 385-5124	<a href="mailto:robynh@hallcountyne.gov">robynh@hallcountyne.gov</a>
Sarah Carstensen	Hall County Deputy Attorney	231 S Locust St, Grand Island, NE 68801	(308) 385-5150	<a href="mailto:sarahc@hallcountyne.gov">sarahc@hallcountyne.gov</a>
**Steve Fosselman **Celine Swan	Director, Edith Abbott Memorial Library	1124 W 2nd St, Grand Island, NE 68801	(308) 385-5333	<a href="mailto:sf@gi.lib.ne.us">sf@gi.lib.ne.us</a> <a href="mailto:celines@gilibrary.org">celines@gilibrary.org</a>
**Teresa Anderson	Director, Central District Health Department	1137 S Locust St, Grand Island, NE 68801	(308) 385-5175	<a href="mailto:tanderson@cdhd.ne.gov">tanderson@cdhd.ne.gov</a>
*Troy Chandler	Supervisor, Central Plains Center for Services, PALS	1138 North C Street, Broken Bow, NE 68822	(308) 395-8422	<a href="mailto:tchandler@central-plains.org">tchandler@central-plains.org</a>
*Valerie Roth	Heartland United Way Central Navigator (H3C)	1441 N Webb Rd, Grand Island, NE 68803	(308) 382-2675	<a href="mailto:valerie@heartlandunitedway.org">valerie@heartlandunitedway.org</a>

\* Team members that attended a H3C 11 – 24 subcommittee meeting during the past year

\*\* H3C Executive Board Members

\*\*\*H3C Employee

## Closing Comments

Hall County has a wide variety of services in place to support juveniles and their families. Most resources are voluntary services offered through the public school systems, family advocacy, community agencies, mental health agencies, churches, civic agencies, clubs, sports, etc. The vast majority of Hall County's youth population has their needs met from community "promotion and prevention" opportunities. However, not all of the "promotion and prevention" services are of low/no cost, and as a result, not everyone has equal access to these opportunities. There are resources in place that attempt to balance these deficits (scholarships, sliding fee scales, fee waivers, transportation vouchers, flexible dollars) but the deficits still remain for many of Hall County's diverse community members. It seems logical to conclude that disproportionate minority contact within the "system" is driven by Race/Ethnicity, but poverty needs to be considered as a key contributor as well. Hall County's poverty rate is higher than the State average, and the number of Hall County students that receive "Free or Reduced" lunches is also higher than the State averages. Poverty can affect access to services because of barriers in transportation, child care costs, access to resources/information, language barriers, etc.

---

## Hall County Comprehensive Juvenile Services Community Plan (2021 – 2025)

Once a youth becomes involved in a community system, including school, DHHS, Law Enforcement, or the Court, some services may still be voluntary, but more focus is placed on identified individual needs. Again, a majority of youths and families have their needs met by these less formal but more focused services. Other youth are at higher risk and become "system involved;" the services provided for these youth and their families become Court ordered.

Hall County uses its Community-Based Juvenile Service Aid grant funding to finance a portion of the Hall County Juvenile Pretrial Diversion Program, as well as some of the services associated with the Diversion Program. Grant funding is also used for two School Interventionists within the Grand Island Public School System who serve students at two of the middle schools and at Grand Island Senior High school. In the past, funding for alternative-to-detention services has been requested and received through the Juvenile Service Enhancement grant. Hall County believes the funding of these services is the best use of the grant funding, and it is in line with the identified community and funding priorities for the Community-Based Juvenile Service Aid grant. It should be noted that the reduction in Hall County's Community-Based grant amount will require an overall reduction in the juvenile services available within the funded priority areas.

Hall County is in a good position to provide for the juveniles' needs within the community thanks to the many community partners that have accepted the responsibility of caring for our youths. Hall County's juvenile service system is not seamless, but community collaboration is making it possible to meet the needs of many of our youths. The Hall County Community Collaborative (H3C) through its community membership plays a significant role in providing needed community support for youth, individuals and families. The Comprehensive list of services above demonstrates the community's commitment to provide for the youths and families in Hall County. The services and agencies may change but the commitment remains steady. Recently, Hall County has committed to participate in the Juvenile Detention Alternative Initiative (JDAI) and will engage in the JDAI community assessment. Key community stakeholders will be interviewed as part of this assessment with the goal of improving community based juvenile detention alternatives, expanding services, building capacity, and exploring, developing, and implementing new services.

## Appendices

Appendix A: Completed Community Needs Assessment (CNA)

Appendix B: Approval Letter/minutes from Governing Board

Appendix C: MOUs

Howard County

GIPS

Appendix D: Hall County SHARP Survey

Appendix E: Hall County Data Fact Sheet (Voices for Children)



## Appendix A: Completed Community Needs Assessment (CNA)

### Hall County

#### Table of Contents

Youth Level	26
Distribution of the Population Age 10-17 by Race/Ethnicity and Gender (5-year estimates, 2014-2018) <sup>a</sup>	27
Chronic Absenteeism by Race/Ethnicity and School Year (2014 - 2019) <sup>b</sup>	28
Disabilities, English Proficiency, Eligibility for Free/Reduced Lunch and School Year (2014 – 2019) <sup>b</sup>	28
Nebraska Public High School 4-Year Graduation Rates by County (5-year estimates, 2015-2019) <sup>c</sup>	28
Youth Who Report Mental Health Symptoms and Substance Use by Grade (2018) <sup>d</sup>	29
Youth Who Report Gang Involvement by Grade (2018) <sup>d</sup>	29
Estimated Gang Involvement by Local Law Enforcement	29
Arrest Rates for Adults and Juveniles for 2018 and 2019 with Percent Change <sup>f</sup>	30
Risk Assessment Domains for Youth Assessed on Diversion (2015 - 2017) <sup>g</sup>	31
Racial and Ethnic Disparities Descriptives (2015-2019) <sup>l</sup>	31
Family Level	33
Poverty/SES, Educational Attainment, Technology and Computers in Home, Housing, and Transportation (5-year estimates, 2014-2018) <sup>a</sup>	33
Youth Who Report Supportive Adults by Grade (2018) <sup>d</sup>	34
Domestic Violence Reports and Cleared by Arrest or Exceptional Means (2019) <sup>h</sup>	34
Child Abuse and Neglect Reports (2018) <sup>i</sup>	34
Community Level	35
Community Violence Measured by Arrests for Violent Crime (2019) <sup>j</sup>	35
Youth Perceptions of Community Attitudes on Substance Use by Grade (2018) <sup>d</sup>	35
Juvenile Court Record Sealing Analysis (2015 – 2019) <sup>m</sup>	36
Policy, Legal and System Level	36
Percent of Youth in Juvenile Court Who Had Access to Counsel (2018) <sup>n</sup>	36
Frequency of Youth with a Curfew Violation (2015 – 2019) <sup>m</sup>	37
Court Filing for 3A, 3B, and 3C cases (2015 – 2019) <sup>m</sup>	37
County Diversion Procedures and Protocols Compared to Statewide Responses (2020) <sup>o</sup>	37
Community Team Level	39
Collective Impact Survey Response Rates <sup>p</sup>	39
Collective Impact Survey Scores <sup>p</sup>	39
Community Planning Team Diversity <sup>p</sup>	40
References and Resources	42
Appendix: RED Descriptives	43
Appendix: Sealed Court Records by Year	47

Youth Level

- Hispanic youth have a higher rate of being chronically absent than their proportion of the population and school population. White youth are under-represented in chronic absenteeism. This trend is consistent over time.
- Limited proficiency is higher in this county compared to the state across all years; Free and reduced lunch eligibility is much higher than the state average.
- Mental health and substance use are not very different than state averages; with the exception of 10<sup>th</sup> graders reporting greater loss of sleep from worry and 8<sup>th</sup> graders with higher current vaping than the state averages.
- 8<sup>th</sup> graders report slightly higher gang involvement. Local PD report that there are several gangs, most are adult gangs with youth participants. There are Chicano-origin gangs, but White Supremacy gang members is increasing. Females are not necessarily joining gangs but are assisting with drug transportation.
- Crime overall decreased from 2018 to 2019, and juvenile crime decreased slightly more than all ages. For juveniles, other assaults and vandalism increased, while larceny-theft, drug possession, and disorderly conduct decreased.
- According to risk and needs assessment scores for youth referred to diversion, the greatest needs are Family/Parenting, Education/Employment, and Peers.
- Overall, more cases appear to be going to probation (about 54%) than to diversion (about 33%); however, the goal should be to divert more youth than put youth on probation. Once referred to diversion, youth of all races/ethnicities are enrolling at an appropriate rate and successfully completing it at an appropriate rate.
- Hispanic youth are over-represented at all system points as compared to the population of the county (unfortunately, we do not have law enforcement data by race/ethnicity to see if Hispanic youth are being referred to these system point at a rate that is proportional to law enforcement stops of citations/referrals) – including diversion and probation. Hispanic youth are also disproportionately more likely to be filed on in adult court, have an RAI override to a more sever placement, and to be unsuccessful on probation than successful.
- Black youth are over-represented in probation intakes as compared to the population of the county, and also over-represented for being placed on probation.
- There is a lot of missing data for race/ethnicity at the courts. This makes it challenging to have a complete RED analysis.
- Refer to the yearly RED tables in the Appendix to see if RED patterns have improved, declined, or stayed the same from 2015 to 2019.

## Hall County Comprehensive Juvenile Services Community Plan (2021 – 2025)

Table 1.

Distribution of the Population Age 10-17 by Race/Ethnicity and Gender (5-year estimates, 2014-2018) <sup>a</sup>

### Males

Geographic Area Name	Total Count	Non-Hispanic White	Hispanic or Latino	Black	American Indian	Asian or Pacific Islander	2+ Races
Nebraska	108,494	70.4%	16.2%	5.7%	1.4%	2.0%	4.4%
<b>Hall</b>	<b>3,979</b>	<b>55.8%</b>	<b>32.4%</b>	<b>3.9%</b>	<b>1.4%</b>	<b>1.2%</b>	<b>5.3%</b>

### Females

Geographic Area Name	Total Count	Non-Hispanic White	Hispanic or Latino	Black	American Indian	Asian or Pacific Islander	2+ Races
Nebraska	102,658	69.9%	15.8%	5.2%	1.2%	2.5%	5.4%
<b>Hall</b>	<b>3,485</b>	<b>53.6%</b>	<b>39.4%</b>	<b>0.9%</b>	<b>0.1%</b>	<b>2.4%</b>	<b>3.6%</b>

[Click here to go back to RED analysis](#)

Table 2.

School Membership by Race/ Ethnicity and School Year (2014-2019) <sup>b</sup>

Year	Geographic Area	Total Count	Hispanic	Asian	American Indian or Alaska Native	Black or African American	Native Hawaiian or Other Pacific islander	White	Two or More Races
2014-2015	<b>Hall</b>	<b>12,067</b>	<b>40.93%</b>	<b>1.43%</b>	<b>1.00%</b>	<b>3.32%</b>	<b>0.12%</b>	<b>52.92%</b>	<b>0.27%</b>
	Nebraska	312,281	17.74%	2.43%	1.42%	6.70%	0.13%	68.20%	3.38%
2015-2016	<b>Hall</b>	<b>12,184</b>	<b>41.53%</b>	<b>1.33%</b>	<b>0.94%</b>	<b>3.64%</b>	<b>0.11%</b>	<b>52.24%</b>	<b>0.21%</b>
	Nebraska	315,542	18.08%	2.53%	1.38%	6.67%	0.14%	67.72%	3.47%
2016-2017	<b>Hall</b>	<b>12,400</b>	<b>42.22%</b>	<b>1.40%</b>	<b>0.90%</b>	<b>4.12%</b>	<b>0.12%</b>	<b>51.10%</b>	<b>0.14%</b>
	Nebraska	318,853	18.61%	2.66%	1.38%	6.69%	0.15%	66.92%	3.59%
2017-2018	<b>Hall</b>	<b>12,433</b>	<b>42.00%</b>	<b>0.99%</b>	<b>1.06%</b>	<b>3.82%</b>	<b>0.08%</b>	<b>50.16%</b>	<b>1.88%</b>
	Nebraska	323,391	18.80%	2.76%	1.35%	6.67%	0.14%	66.50%	3.78%
2018-2019	<b>Hall</b>	<b>12,429</b>	<b>42.75%</b>	<b>0.90%</b>	<b>1.00%</b>	<b>3.89%</b>	<b>0.09%</b>	<b>49.56%</b>	<b>1.82%</b>
	Nebraska	325,984	19.13%	2.83%	1.33%	6.63%	0.15%	66.02%	3.91%

## Hall County Comprehensive Juvenile Services Community Plan (2021 – 2025)

Table 3.

Chronic Absenteeism by Race/Ethnicity and School Year (2014 - 2019)<sup>b</sup>

Year	Geographic Area	Total Youth with Chronic Absenteeism	Hispanic	Asian	American Indian or Alaska Native	Black or African American	Native Hawaiian or Other Pacific Islander	White	Two or More Races
2014-2015	Hall	1,412	57.22%	0.78%	0.92%	2.27%	*	35.06%	3.75%
	Nebraska	35,638	24.54%	1.64%	4.42%	12.93%	0.19%	51.61%	4.68%
2015-2016	Hall	1,457	57.04%	1.10%	1.10%	4.12%	*	34.11%	2.54%
	Nebraska	38,812	25.73%	1.55%	4.27%	13.68%	0.27%	49.68%	4.83%
2016-2017	Hall	1,648	57.04%	0.85%	0.85%	4.25%	*	34.16%	2.85%
	Nebraska	42,290	26.90%	1.66%	4.40%	14.22%	0.24%	47.66%	4.92%
2017-2018	Hall	1,858	53.55%	1.08%	1.83%	4.90%	*	36.22%	2.42%
	Nebraska	46,365	26.81%	1.77%	4.18%	14.49%	0.22%	47.37%	2389
2018-2019	Hall	1,838	61.43%	*	1.58%	4.52%	*	30.69%	1.80%
	Nebraska	46,356	27.64%	1.76%	4.16%	14.71%	0.23%	46.27%	5.23%

Per the Nebraska Department of Education, the \* represents masked data, which they define as 10 or fewer students, for the confidentiality of the students

Table 4.

Disabilities, English Proficiency, Eligibility for Free/Reduced Lunch and School Year (2014 – 2019)<sup>b</sup>

Year	Geographic Area	Total Count	IDEA	504 Plan	Limited English Proficiency	Free/Reduced Lunch
2014-2015	Hall	12,067	12.28%	0.17%	12.82%	58.91%
	Nebraska	312,281	13.66%	0.76%	5.97%	44.53%
2015-2016	Hall	12,184	12.52%	0.30%	13.03%	60.81%
	Nebraska	315,542	13.64%	0.90%	5.90%	44.23%
2016-2017	Hall	12,400	12.58%	0.29%	14.98%	59.74%
	Nebraska	318,853	13.80%	0.93%	6.99%	44.76%
2017-2018	Hall	12,433	15.43%	0.31%	14.27%	62.03%
	Nebraska	323,391	15.87%	0.88%	6.59%	46.24%
2018-2019	Hall	12,429	16.37%	0.10%	12.42%	61.16%
	Nebraska	325,984	16.13%	0.85%	6.78%	45.42%

Per the Nebraska Department of Education, the \* represents masked data, which they define as 10 or fewer students, for the confidentiality of the students

Table 5.

Nebraska Public High School 4-Year Graduation Rates by County (5-year estimates, 2015-2019)<sup>c</sup>

County	Total in Last 5 Years		Yearly Averages		Graduation Rate	Rank
	Graduates	Students	Graduates	Students		
Nebraska	100,111	112,857	20,022.2	22,571.4	88.7%	n/a
Hall	3,838	4,327	191.9	216.4	88.7%	82

Table 6.

**Hall County Comprehensive Juvenile Services Community Plan (2021 – 2025)**

Youth Who Report Mental Health Symptoms and Substance Use by Grade (2018) <sup>d</sup>

	<b>Youth Report of MH Symptoms</b>	<b>8<sup>th</sup></b>	<b>10<sup>th</sup></b>	<b>12<sup>th</sup></b>
<b>Hall</b>	Loss of sleep from worry	<b>15.2%</b>	<b>22.4%</b>	<b>18.9%</b>
Nebraska		18.0%	20.6%	21.6%
<b>Hall</b>	Depressed	<b>31.7%</b>	<b>35.6%</b>	<b>31.9%</b>
Nebraska		31.1%	34.8%	35.3%
<b>Hall</b>	Considered/Attempted suicide	<b>17.6%</b>	<b>13.8%</b>	<b>13.7%</b>
Nebraska		22.9%	18.2%	16.2%
<b>Hall</b>	Current alcohol	<b>9.2%</b>	<b>16.4%</b>	<b>30.4%</b>
Nebraska		9.8%	20.1%	34.2%
<b>Hall</b>	Current binge drinking	<b>1.3%</b>	<b>4.1%</b>	<b>9.6%</b>
Nebraska		1.3%	6.2%	15.0%
<b>Hall</b>	Current marijuana	<b>6.0%</b>	<b>4.7%</b>	<b>12.4%</b>
Nebraska		3.0%	7.3%	13.9%
<b>Hall</b>	Current tobacco	<b>3.9%</b>	<b>7.0%</b>	<b>9.9%</b>
Nebraska		3.7%	8.0%	15.3%
<b>Hall</b>	Current vaping	<b>12.9%</b>	<b>19.3%</b>	<b>33.3%</b>
Nebraska		10.4%	24.7%	37.3%
<b>Hall</b>	Hopeful for future (past week)	<b>76.4%</b>	<b>73.4%</b>	<b>74.0%</b>
Nebraska		78.0%	76.1%	77.6%

**\*\* JJI is currently waiting for the legal team at DHHS to approve providing this data**

Table 7.  
Juveniles Referred to Services <sup>e</sup>

Table 8.  
Juveniles Referred to Services by Race/Ethnicity, Gender, and Mental Health Diagnosis <sup>e</sup>

Table 9.  
Juveniles Who Utilized Services <sup>e</sup>

Table 10.  
Types of Services Utilized <sup>e</sup>

Table 11a.  
Youth Who Report Gang Involvement by Grade (2018) <sup>d</sup>

		<b>8<sup>th</sup></b>	<b>10<sup>th</sup></b>	<b>12<sup>th</sup></b>
<b>Hall</b>	Youth Reported Gang Involvement	<b>5.2%</b>	<b>5.1%</b>	<b>1.5%</b>
Nebraska		3.8%	4.4%	3.8%

Table 11b.  
Estimated Gang Involvement by Local Law Enforcement

Per Captain Jim Duering with the Grand Island Police Department via phone and email on September 9, 2020: Grand Island does not have specific “youth gangs” but rather gangs that have ties to or influence from adult gang members. Captain Duering noted that the structure of gangs has changed in the last five years which he attributes to Colorado legalizing marijuana and a more open drug market. He noted that gangs have less

## Hall County Comprehensive Juvenile Services Community Plan (2021 – 2025)

structure and leadership and gangs are running together for drug sales rather than being in opposition. Captain Duering also stated that the same rival members who run together for drugs one day will be fighting the next, and most of the criminal activity that is gang related is drug violence. The youth members of the gangs are selling marijuana and at age 18 with a car they don't need to use a hook up point like they had to use in the past. Grand Island has seen juvenile gang members involved in shootings, and had a recent case of a 17-year-old stabbing and almost killing another youth.

There are currently 18 total gangs in Grand Island/Hall County with two or more members; seven of the known gangs have youth members and two are youth members only. Per Captain Duering, most of the gangs are off-shots of the Sureños which is consistent with their Chicano population. Local police officers have also noted an increase in White Supremacist gang activity (currently specifically tied to the Peckerwoods which is an adult prison gang). The police department is watching trends that indicate youth are being recruited through smaller chapters under skinhead and/or Neo-Nazi movements. Captain Duering also noted they used to have a white supremacist Crip gang that is no longer active.

The Grand Island Police Department tracks and documents people wearing gang colors, having gang tattoos, and those that admit gang affiliation during citations and/or arrests. Once a person is documented enough times they are flagged in the system as a gang member. They currently have 44 known and identified youth gang members (under the age of 18). All of the document youth members are male, with the ethnic breakdown being: 28 Hispanic, 15 White, and 1 Native American. There are 200 current documented gang members, 193 male and 7 females. Captain Duering noted that the females in the gangs are mostly transplants from other cities where they were active members in strict female gangs, although females are being used to transport drugs and weapons without being made members. He stated that the OGs (original gangsters) would not allow females to be jumped in, but they are starting to see more in Grand Island.

Table 12.  
Arrest Rates for Adults and Juveniles for 2018 and 2019 with Percent Change <sup>f</sup>

Arrestee Age Summary Arrest Date	All Arrestee Ages			Under 18		
	2018	2019	2018 - 2019 Growth %	2018	2019	2018 - 2019 Growth %
Jurisdiction by Geography	HALL COUNTY					
Arrest Offense						
Total	4,961	4,805	-3.14	599	546	-8.85
Murder and Nonnegligent Manslaughter	1	1	0.00	-	1	-
Rape Total	29	31	6.90	3	8	166.67
Robbery Total	19	14	-26.32	4	5	25.00
Aggravated Assault Total	150	241	60.67	6	10	66.67
Burglary Total	53	38	-28.30	11	5	-54.55
Larceny-Theft Total	418	376	-10.05	99	65	-34.34
Motor Vehicle Theft Total	20	17	-15.00	8	3	-62.50
Other Assaults	493	416	-15.62	66	94	42.42
Arson	3	2	-33.33	2	1	-50.00
Forgery and Counterfeiting	36	41	13.89	0		-
Fraud	74	61	-17.57	4	1	-75.00
Embezzlement	14	32	128.57	1	2	100.00

## Hall County Comprehensive Juvenile Services Community Plan (2021 – 2025)

Stolen Property; Buying, Receiving, Possessing	18	37	105.56	2	6	200.00
Vandalism	78	110	41.03	22	38	72.73
Weapons; Carrying, Possessing, etc.	26	30	15.38	7	6	-14.29
Prostitution	-	1	-	-	-	-
Prostitution Total for Summary	-	6	-	-	0	-
Sex Offenses (Except Rape and Prostitution)	41	13	-68.29	5	3	-40.00
Drug Violations - Sale/Manufacturing	54	29	-46.30	7	4	-42.86
Drug Violations - Possession	603	534	-11.44	100	64	-36.00
NIBRS Unable to Classify	4	7	75.00		1	-
Offenses Against Family and Children	55	49	-10.91	0	1	-
Driving Under the Influence	312	298	-4.49	2	1	-50.00
Liquor Laws	195	189	-3.08	42	50	19.05
Disorderly Conduct	62	50	-19.35	18	8	-55.56
Vagrancy	3	-	-100.00	-	-	-
All Other Offenses (Except Traffic)	2,200	2,181	-0.86	190	168	-11.58
Curfew and Loitering Law Violations	-	1	-	-	1	-

Table 13.  
Risk Assessment Domains for Youth Assessed on Diversion (2015 - 2017) <sup>9</sup>

Score	Hall			All NYS Counties		
	0	1	2	0	1	2
Family Circumstance/Parenting	43.5%	55.1%	1.4%	60.1%	26.7%	13.1%
Education/Employment	53.7%	45.6%	0.7%	43.0%	44.0%	13.1%
Peer Relationships	51.7%	47.6%	0.7%	44.7%	46.6%	8.6%
Substance Use	57.1%	42.9%	0.0%	61.4%	30.3%	8.3%
Leisure/Recreation	66.7%	32.7%	0.7%	50.6%	33.0%	16.5%
Personality/Behavior	66.0%	33.3%	0.7%	50.1%	39.4%	10.4%
Attitudes/Orientation	80.3%	16.3%	3.4%	61.3%	33.7%	5.0%
Mean Score	<i>M</i> = 4.12, <i>SD</i> = 2.23, 0-13			<i>M</i> = 5.64, <i>SD</i> = 3.65, 0-17		

Hall County *n* = 147; Statewide *n* = 1512

Table 14.  
Racial and Ethnic Disparities Descriptives (2015-2019) <sup>1</sup>

[Click here to see Census and School Population Data](#)  
See [Appendix for yearly data](#)

**Hall County Comprehensive Juvenile Services Community Plan (2021 – 2025)**

System Point	N	Amer. Indian/ Alaskan Native	Asian/ Pacific Islander	Black	Hispanic/ Latino	Multiple/ Other	Unspec/ Missing	White
Law enforcement contact	--	--	--	--	--	--	--	--
Youth taken to temporary custody	--	--	--	--	--	--	--	--
Youth issued citation/referral	2922*	--	--	--	--	--	--	--
Youth referred to diversion	956	0.80%	1.20%	5.40%	44.70%	0.10%	0%	47.80%
Youth enrolled in diversion	868	0.90%	1.30%	4.50%	45%	0.10%	0%	48.20%
Successful completion diversion	763	0.80%	1.30%	4.20%	45.60%	0%	0%	48.10%
Successful completion diversion	1023 (1170) 87.4%	.07% 8	.08% 9	4.20% 43	42.2% 466	0% 4	0% 0	51.7% 493
Un-successful diversion (Total)	148 12.7%	.66% 1	.66% 1	8.1% 12	42.6% 63	0	0	47.3% 70
Un-successful diversion-new law	81 6.9%	0% 0	1.2% 1	8.3% 7	35.7% 30	0% 0	0% 0	54.8% 42
Un-successful diversion-Non-Comply	67 5.7%	1.5% 1	0% 0	7.5% 5	49.3% 33	0% 0	0% 0	41.8% 28
Refused Diversion	117 10%	0% 0	0% 0	14% 17	40.5% 49	0% 0	0% 0	45.5% 55
Refused after Intake	25 21%	0% 0	0% 0	20% 5	32% 8	0% 0	0% 0	48% 12
Diversion Withdrawn	13	0% 0	0% 0	15.4% 2	30.8% 4	0% 0	0% 0	53.8% 7
Diversion Other (moved)	2	0% 0	0% 0	0% 0	50% 1	0% 0	0% 0	50% 1
Youth with multiple charges	202	0%	0%	0%	3.50%	0%	91.60%	5%
Filed on in adult court	59	0%	0%	5.10%	45.80%	0%	5.10%	44.10%
RAI Override: More Severe	49	0%	0%	0%	53.10%	0%	0%	46.90%
RAI Override: Less Severe	30	0%	0%	16.70%	36.70%	0%	0%	46.70%
Probation intake	518	1.50%	0%	8.90%	47.50%	0.80%	0%	41.30%
Successful probation	1244	0.70%	0.60%	8.40%	45.20%	2.70%	0%	42.40%



**Hall County Comprehensive Juvenile Services Community Plan (2021 – 2025)**

Revocation of probation	332	0%	0%	7.20%	53%	1.20%	0%	38.60%
Youth in OJS custody	--	--	--	--	--	--	--	--
OJS custody: placed in detention	--	--	--	--	--	--	--	--
Youth booked into detention	--	--	--	--	--	--	--	--
Youth booked into detention more than once	--	--	--	--	--	--	--	--

\*Hall County sheriff only partially reported to NCC in 2015

\*\*Green highlighted rows where added by author

**Family Level**

- The rate of children <18 in poverty and 12-17 below 185% poverty is higher for the county than the state average rate. The proportion of renters is slightly higher than the state average.
- 8<sup>th</sup> graders are less likely to report having a supportive adult at home than the state average.
- The county has a higher rate of domestic violence rates as compare to other counties. This could be due to actual domestic violence or whether residents are more likely to report domestic violence.

Table 15. Poverty/SES, Educational Attainment, Technology and Computers in Home, Housing, and Transportation (5-year estimates, 2014-2018) <sup>a</sup>

Measurement		Hall	Nebraska
<b>Poverty/SES</b>	Children <18 in Poverty	19.4%	14.8%
	Number of children 12-17 below 185% poverty	1,920	43,814
	Percent of children 12-17 below 185% poverty	36.7%	28.9%
<b>Educational attainment</b>	Age 25+ with B.D.	20.9%	31.3%
	County Rank	46	-
	Age 25+ with some college, no degree	23.1%	23.0%
	County Rank	61	-
	Age 25+ with HS degree	84.7%	91.1%
	County Rank	88	-
<b>Technology and computers in the home</b>	% under 18 with a computer at home	93.2%	96.9%
	County Rank	85	-

**Hall County Comprehensive Juvenile Services Community Plan (2021 – 2025)**

	% under 18 with an internet subscription at home	<b>87.2%</b>	91.0%
	County Rank	<b>68</b>	-
	% under 18 with broadband internet access at home	<b>86.8%</b>	90.8%
	County Rank	<b>70</b>	-
<b>Housing</b>	Owner-occupied households	<b>14,202</b>	498,567
	Total households	<b>22,870</b>	754,063
	Owner %	<b>62.1%</b>	66.1%
	Renters	<b>8,668</b>	255,496
	Renter %	<b>37.9%</b>	<b>33.9%</b>
<b>Transportation</b>	Households with no vehicle available	<b>1,126</b>	40,465
	Total households	<b>22,870</b>	754,063
	No vehicle %	<b>4.9%</b>	5.4%

Table 16.  
Youth Who Report Supportive Adults by Grade (2018) <sup>d</sup>

		<b>8<sup>th</sup></b>	<b>10<sup>th</sup></b>	<b>12<sup>th</sup></b>
<b>Hall</b>	Adult at home who listens	<b>84.7%</b>	<b>82.6%</b>	<b>86.1%</b>
Nebraska		<b>87.3%</b>	<b>85.0%</b>	85.6%
<b>Hall</b>	Adult at school who listens	<b>84.9%</b>	<b>84.6%</b>	<b>87.2%</b>
Nebraska		85.2%	85.0%	87.4%

Table 17.  
Domestic Violence Reports and Cleared by Arrest or Exceptional Means (2019) <sup>h</sup>

	Aggravated Domestic Assaults Reported	Aggravated Domestic Assaults Cleared by Arrest or Exceptional Means	Simple Domestic Assaults Reported	Simple Domestic Assaults Cleared by Arrest or Exceptional Means
<b>Hall</b>	<b>75; 13%</b>	<b>67; 17%</b>	<b>241; 10%</b>	<b>218; 11%</b>
Nebraska	<b>562</b>	<b>402</b>	<b>2512</b>	<b>2019</b>

Table 18.  
Child Abuse and Neglect Reports (2018) <sup>i</sup>

	Abuse/Neglect Calls	Reports Assessed	Substantiated	Unfounded
<b>Hall</b>	<b>1,140</b>	<b>40%</b>	<b>12%</b>	<b>72%</b>
Nebraska	36,480	33.4%	16.0%	68.3%

**Community Level**

- The county comprises some of the violence in the state, with aggravated assault as the highest.
- 12<sup>th</sup> graders report that people in their community find alcohol and cigarettes wrong or very wrong at a higher rate than the state averages. 10<sup>th</sup> graders report that people in their community find alcohol wrong or very wrong at a higher rate than the state average.
- Juvenile record sealing is not “automatic” even if statute requires it to seal. Sealing a record requires administrative staff to initiate the process. Dismissed or dropped cases should be sealed at a rate of 100%. All others should be sealed at the rate to which youth successfully complete their court requirements (completion of diversion, probation, restorative practice, or other treatment). Yearly data is available in the Appendix to see if the rate has improved because of legislation, but newer cases should naturally have lower rates of sealing than older cases.
- There are higher levels of missing data at the court level. Data for race and ethnicity at each juvenile justice system point is imperative for an accurate Racial and Ethnic Disparities (RED) analysis.

Table 19.  
Community Violence Measured by Arrests for Violent Crime (2019) <sup>j</sup>

Type of Violence	Hall	% within the State	Nebraska
Murder and Nonnegligent manslaughter	1	3.0%	34
Rape	31	11.7%	264
Robbery	14	3.8%	367
Aggravated Assault	241	14.7%	1,639
Other Assaults	416	4.7%	8,782

Table 20.  
Youth Perceptions of Community Attitudes on Substance Use by Grade (2018) <sup>d</sup>

		8 <sup>th</sup>	10 <sup>th</sup>	12 <sup>th</sup>
<b>Hall</b>	Wrong/very wrong – Marijuana	<b>92.6%</b>	<b>92.6%</b>	<b>87.1%</b>
Nebraska		94.4%	89.8%	85.2%
<b>Hall</b>	Wrong/very wrong – alcohol	<b>87.5%</b>	<b>85.8%</b>	<b>78.5%</b>
Nebraska		89.1%	80.4%	68.7%
<b>Hall</b>	Wrong/very wrong – cigarettes	<b>92.0%</b>	<b>89.8%</b>	<b>83.9%</b>
Nebraska		92.9%	89.0%	78.7%

**Hall County Comprehensive Juvenile Services Community Plan (2021 – 2025)**

Table 21.  
Juvenile Court Record Sealing Analysis (2015 – 2019) <sup>m</sup>

see [Appendix for yearly data](#)

	Number of charges Sealed	Total Number of charges	Sealed (%)
Dismissed or Dropped	930	1357	68.5%
Offered Diversion, mediation, or RJ	--	--	--
Filed in Juv. Court	2193	4540	48.3%
Filed in Adult Court (M or I)	92	263	35.0%
Filed in Adult Court and Transferred to Juv. Court	0	5	0.0%
<b>Total</b>	<b>3216</b>	<b>6203</b>	<b>51.8%</b>

\*Cases offered diversion, mediation or RJ are not available data points in in JUSTICE. All cases filed in adult court and transferred to juvenile court overlapped with cases that were filed in adult court as a misdemeanor or infraction; as such, they were omitted from analysis

**Policy, Legal and System Level**

- This county is not required under statute to provide an attorney when a youth is filed on in court; the rate is above the state average.
- There are few curfew and 3A, 3B uncontrollable, and 3C filings in court so the community is diverting appropriately; however, truancy filings increased in 2018 and then decreased again in 2019.
- The diversion program may consider the following:
  - exploring the use of warning letters for low risk youth
  - best practices is to only drug test youth with a demonstrated need
  - ensure fees are similar to court costs or having a sliding scale
  - strengthening the process for sealing records in JCMS and with law enforcement (not needed at court-level because it is pre-file).

Table 22.  
Percent of Youth in Juvenile Court Who Had Access to Counsel (2018) <sup>n</sup>

	Hall	Nebraska
Access to Counsel	60.0% -- 79.9%	73.5%

**Neb. Rev. 43-272. Right to counsel; appointment; payment; guardian ad litem; appointment; when; duties; standards for guardians ad litem; standards for attorneys who practice in juvenile court.**

## Hall County Comprehensive Juvenile Services Community Plan (2021 – 2025)

(1)(a) In counties having a population of less than one hundred fifty thousand inhabitants, when any juvenile shall be brought without counsel before a juvenile court, the court shall advise such juvenile and his or her parent or guardian of their right to retain counsel and shall inquire of such juvenile and his or her parent or guardian as to whether they desire to retain counsel.

(b) In counties having a population of one hundred fifty thousand or more inhabitants, when any juvenile court petition is filed alleging jurisdiction of a juvenile pursuant to subdivision (1), (2), (3)(b), or (4) of section 43-247, counsel shall be appointed for such juvenile.

Table 23.  
Frequency of Youth with a Curfew Violation (2015 – 2019) <sup>m</sup>

	Hall	Nebraska
Curfew Court Filing	0	352

Table 24.  
Court Filing for 3A, 3B, and 3C cases (2015 – 2019) <sup>m</sup>

Filed Subtype	Hall					Total
	2015	2016	2017	2018	2019	
3A- Homeless/Neglect	0	0	0	0	0	0
3B – Absenteeism/Truancy	4	30	34	51	20	139
3B - Uncontrollable	1	7	7	3	3	21
3C – Mentally Ill and Dangerous	3	1	1	0	0	5

Filed Subtype	Nebraska					Total
	2015	2016	2017	2018	2019	
3A- Homeless/Neglect	0	2	0	2	3	7
3B – Absenteeism/Truancy	96	510	493	423	475	1997
3B - Uncontrollable	47	118	125	119	82	491
3C – Mentally Ill and Dangerous	22	48	37	22	23	306

Table 25.  
County Diversion Procedures and Protocols Compared to Statewide Responses (2020) <sup>o</sup>

	Hall	Nebraska *
Refer ALL juveniles who are first time offenders to diversion	No	Yes: 27.3% No: 63.6% Not sure: 9.1%
File a juvenile's charges at the time of the referral to diversion	No	Yes: 18.2% No: 70.5% Not sure: 11.4%
File a juvenile's charges if they are unsuccessful on diversion	Sometimes	Always: 47.7% Sometimes: 47.7% Not sure: 4.5%
Allow a juvenile to complete diversion more than once	Yes	Yes: 61.4% No: 34.1%

**Hall County Comprehensive Juvenile Services Community Plan (2021 – 2025)**

		Not sure: 4.5%
Charges/offenses that make a juvenile ineligible for diversion	Yes; Driving while Intoxicated, Implied consent refusal, Most felonies, including: arson (first degree) assault (first and second degree) bribery, child abuse, child pornography, consumer fraud, failure to appear, gambling, kidnapping, murder, manslaughter, motor vehicle homicide, pandering, perjury, robbery, sexual assault, or tampering with a witness, evidence or a jury; and at the discretion of the county attorney	Yes: 86.4% No: 9.1% Not sure: 4.5%
Warning letters instead of intervention	No	Yes: 27.3% No: 61.4% Not sure: 11.4%
Currently drug test	Yes	Yes: 31.8% No: 65.9% Not sure: 2.3%
Fees beyond restitution	Yes; \$80 and \$140 (MIP diversion)	Yes: 86.4% No: 13.6% Not sure: 0.0%
Use of graduated responses prior to discharge	Yes; may include formal responses such as program extension, additional services; and informal responses based on needs	Yes: 47.7% No: 25.0% Not sure: 27.3%
Sealing diversion records	Not sure; this is a pre-file diversion program so nothing to seal; we do not click the seal button in NCJIS once it is successful completed.	Yes: 59.1% No: 22.7% Not sure: 18.2%

\*responses included 44 juvenile diversion programs; representing 68 counties/tribe (91.9% response rate)

## Hall County Comprehensive Juvenile Services Community Plan (2021 – 2025)

### Community Team Level

- A community lead should be able to get roughly a 75% response, to ensure active participation on planning issues, your response rate was 48%. This is in decrease in response rate from 2019.
- All measures of collective impact increased from 2019 to 2020. Continuous Communication is the domain of collective impact where the team has rated the lowest for both years.
- The community team should be representative of the population of that community but should also include diversity. It might be beneficial to add additional diverse members to your team (especially because of the patterns of over and under representation).
- There is good representation of system points by team members and persons formerly involved in the system.
- About 20% of those who responded did not feel heard, which is similar to community teams across the state.

Table 26.  
Collective Impact Survey Response Rates <sup>P</sup>

	Hall		Nebraska	
	2019	2020	2019	2020
Year of survey	2019	2020	2019	2020
Number of surveys sent	17	42	1407	780
Number of completed surveys	10	20	221	345
Response rate	58.8%	47.6%	28.3%	24.5%

Table 27.  
Collective Impact Survey Scores <sup>P</sup>

	Hall		Nebraska	
	2019	2020	2019	2020
	Mean Score		Mean Score	
Common agenda	5.22	5.89	5.29	5.69
Mutually reinforcing	5.19	5.68	5.37	5.50
Shared measurement	5.39	5.63	5.21	5.45
Continuous communication	5.29	5.42	5.49	5.55
Backbone agency	5.34	5.84	5.52	5.78

## Hall County Comprehensive Juvenile Services Community Plan (2021 – 2025)

The five elements of Collective Impact are:

- **Common agenda:** Participants have a shared vision and common understanding of both the problem and potential solutions to that problem.
- **Mutually reinforcing activities:** Participant activities must be differentiated while still being coordinated through a mutually reinforcing plan of action.
- **Shared measurement:** Collecting data and measuring results consistently across all participants ensures efforts remain aligned and participants hold each other accountable.
- **Continuous communication:** Consistent and open communication is needed across stakeholders to build trust, assure mutual objectives, and create common motivation.
- **Backbone support:** Creating and managing Collective Impact often requires a separate organization(s) with staff and a specific set of skills to serve as the backbone for the entire initiative and to coordinate participating organizations <sup>q</sup>

Table 28.  
Community Planning Team Diversity <sup>p</sup>

	Hall		Nebraska	
	N = 20	(%)	N = 345	(%)
<b>Gender</b>				
Male	6	30.0%	101	29.3%
Female	13	65.0%	229	66.4%
Missing	1	5.0%	15	4.3%
<b>Age</b>				
Under 30	2	10.0%	19	5.6%
30-39	2	10.0%	68	19.6%
40-49	5	25.0%	88	25.4%
50-59	10	50.0%	90	25.8%
60 and over	--	--	44	13%
Missing	1	5.0%	36	10.4%
<b>Race/Ethnicity</b>				
White	12	60.0%	230	66.7%
Black	--	--	10	2.9%
Hispanic	4	20.0%	13	3.8%
Native American	--	--	6	1.7%
Asian	--	--	1	0.3%
Other	--	--	2	0.6%
Provided town name	3	15.0%	63	18.3%
Missing	1	5.0%	19	5.5%
<b>Previous System Involvement</b>				
Yes	6	30.0%	98	28.4%
No	14	70.0%	242	70.1%
Missing	--	--	5	1.4%
<b>System Point *</b>				
Law enforcement	1	4.0%	34	7.8%
County attorney/ juvenile court	1	4.0%	32	7.3%



---

**Hall County Comprehensive Juvenile Services Community Plan (2021 – 2025)**

K-12 or secondary education	2	8.0%	65	14.9%
Ministry/faith based	--	--	10	2.3%
Diversion	6	24.0%	55	12.6%
Probation	3	12.0%	31	7.1%
Public defender/ defense counsel/ guardian ad litem	--	--	8	1.8%
DHHS or Child Welfare	2	8.0%	13	3.0%
Treatment provider	3	12.0%	40	9.2%
Post adjudication or detention	1	4.0%	8	1.8%
Community based program	6	24.0%	109	25.0%
Elected official or government	--	--	6	1.4%
Restorative practices	--	--	6	1.4%
Backbone or system improvement	--	--	3	0.7%
Other			16	3.7%
<b>Voice on Team</b>				
Feel heard	16	80.0%	270	78.3%
Do not feel heard	4	20.0%	75	21.7%

\*note. Team members could have selected more than one system point; as such, they do not add up to 100%

---

## Hall County Comprehensive Juvenile Services Community Plan (2021 – 2025)

### References and Resources

- <sup>a</sup> **Population data:** Table B01001 race series, 2014-2018 American Community Survey, U.S. Census Bureau  
Compiled and Prepared by: David Drozd, UNO Center for Public Affairs Research on July 10, 2020
- <sup>a</sup> **Youth employment:** Table B23001, 2014-2018 American Community Survey, U.S. Census Bureau  
Compiled and Prepared by: David Drozd, UNO Center for Public Affairs Research on July 10, 2020
- <sup>a</sup> **Poverty/SES:** Table B10724, 2014-2018 American Community Survey, U.S. Census Bureau  
Prepared by: David Drozd, UNO Center for Public Affairs Research on 3-18-2020
- <sup>a</sup> **Technology in household:** Table B28005, 2014-2018 American Community Survey, U.S. Census Bureau  
Compiled by: David Drozd, UNO Center for Public Affairs Research on 8-11-20
- <sup>a</sup> **Home owner/transportation:** Table B25045, 2014-2018 American Community Survey, U.S. Census Bureau  
Compiled and Prepared by: David Drozd, UNO Center for Public Affairs Research on 8-11-20
- <sup>a</sup> **Education attainment:** Table B15002, 2014-2018 American Community Survey, U.S. Census Bureau  
Prepared by: David Drozd, UNO Center for Public Affairs Research on 3-18-2020
- <sup>b</sup> **School membership, chronic absenteeism, student disability, and free/reduced lunch:** Prepared by  
Sara Simonsen, Nebraska Department of Education
- <sup>c</sup> **Graduation rates:** Special Tabulation by Sara Simonsen, Nebraska Department of Education  
Prepared by: David Drozd, UNO Center for Public Affairs Research on 7-24-2020
- <sup>d</sup> **Mental health, Substance use, gang, and community perceptions of substance use:** Bureau of  
Sociological Research, Nebraska Risk and Protective Factors Survey:  
<https://bosr.unl.edu/current-nrpfss-county-level-data>
- <sup>e</sup> **Referral to and utilization of services:** Department of Health and Human Services
- <sup>f</sup> **Adult and juvenile arrests:** Nebraska Crime Commission, Crime Statistics:  
<https://crimestats.ne.gov/public/Browse/browsetables.aspx>
- <sup>g</sup> Diversion programs
- <sup>h</sup> **Domestic violence:** Nebraska Crime Commission, Domestic Assault:  
[https://ncc.nebraska.gov/sites/ncc.nebraska.gov/files/doc/2019%20Domestic%20Assault%20and%20Arrest%20by%20County\\_0.pdf](https://ncc.nebraska.gov/sites/ncc.nebraska.gov/files/doc/2019%20Domestic%20Assault%20and%20Arrest%20by%20County_0.pdf)
- <sup>l</sup> Child abuse and neglect
- <sup>j</sup> **Community violence:** Nebraska Crime Commission, Crime Statistics:  
<https://crimestats.ne.gov/public/Browse/browsetables.aspx>
- <sup>l</sup> **Racial and ethnic disparities:** Prepared by Mitch Herian, University of Nebraska-Lincoln with data provided  
by:  
Nebraska Crime Commission, Crime Statistics:  
<https://crimestats.ne.gov/public/Browse/browsetables.aspx>  
Nebraska Crime Commission, Juvenile Case Management System

## Hall County Comprehensive Juvenile Services Community Plan (2021 – 2025)

Nebraska Judicial Branch Trial Court Case Management System, JUSTICE  
Nebraska Judicial Branch, Juvenile Services Division

<sup>m</sup> **Court Filings and Juvenile Record Sealing:** Data provided by the Nebraska Judicial Branch Trial Court Case Management System, JUSTICE. Prepared by: Lindsey Wylie, UNO Juvenile Justice Institute on 9-1-20

<sup>n</sup> **Access to Counsel:** Kids County in Nebraska Report, Voices for Children, retrieved from: [www.voicesforchildren.com/kidscourt](http://www.voicesforchildren.com/kidscourt). Data originally from Nebraska Judicial Branch Trial Court Case Management System, JUSTICE

<sup>o</sup> **Diversion procedures and protocols:** Diversion survey distributed to Juvenile Diversion programs, 2020. Prepared by: Lindsey Wylie, UNO Juvenile Justice Institute

<sup>p</sup> **Collective impact:** Collective impact surveys distributed to Community Planning Teams, 2019 and 2020. Prepared by: Anne Hobbs and Erin Wasserburger, UNO Juvenile Justice Institute

<sup>q</sup> **Collective Impact Elements:** Kania, J., & Kramer, M. (2011). Collective Impact. *Stanford Social Innovation Review*.

### Appendix: RED Descriptives

[Back to RED Summary table](#)

2015

System Point	N	Amer. Indian/ Alaskan Native	Asian/ Pacific Islander	Black	Hispanic/ Latino	Multiple/ Other	Unspec/ Missing	White
Law enforcement contact	--	--	--	--	--	--	--	--
Youth taken to temporary custody	--	--	--	--	--	--	--	--
Youth issued citation/referral	593*	--	--	--	--	--	--	--
Youth referred to diversion	192	0.50%	1%	7.80%	43.20%	0%	0%	47.40%
Youth enrolled in diversion	172	0.60%	1.20%	7%	43.60%	0%	0%	47.70%
Successful completion diversion	147	0.70%	1.40%	5.40%	43.50%	0%	0%	49%
Youth with multiple charges	12	0%	0%	0%	0%	0%	91.70%	8.30%
Filed on in adult court	5	0%	0%	0%	40%	0%	0%	60%
RAI Override: More Severe	17	0%	0%	0%	70.60%	0%	0%	29.40%
RAI Override: Less Severe	5	0%	0%	0%	80%	0%	0%	20%
Probation intake	95	0%	0%	5.30%	56.80%	0%	0%	37.90%
Successful probation	309	1.90%	1.60%	5.50%	40.80%	1.90%	0%	48.20%

**Hall County Comprehensive Juvenile Services Community Plan (2021 – 2025)**

Revocation of probation	88	0%	0%	1.10%	47.70%	1.10%	0%	50%
Youth in OJS custody	--	--	--	--	--	--	--	--
OJS custody: placed in detention	--	--	--	--	--	--	--	--
Youth booked into detention	--	--	--	--	--	--	--	--
Youth booked into detention more than once	--	--	--	--	--	--	--	--

\* Hall County sheriff only partially reported to NCC in 2015

2016

System Point	N	Amer. Indian/ Alaskan Native	Asian/ Pacific Islander	Black	Hispanic/ Latino	Multiple/ Other	Unspec/ Missing	White
Law enforcement contact	--	--	--	--	--	--	--	--
Youth taken to temporary custody	--	--	--	--	--	--	--	--
Youth issued citation/referral	543	--	--	--	--	--	--	--
Youth referred to diversion	153	1.30%	0.70%	4.60%	41.80%	0%	0%	51.60%
Youth enrolled in diversion	141	1.40%	0.70%	5%	42.60%	0%	0%	50.40%
Successful completion diversion	123	0.80%	0.80%	5.70%	41.50%	0%	0%	51.20%
Youth with multiple charges	41	0%	0%	0%	0%	0%	92.70%	7.30%
Filed on in adult court	14	0%	0%	7.10%	14.30%	0%	7.10%	71.40%
RAI Override: More Severe	2	0%	0%	0%	0%	0%	0%	100%
RAI Override: Less Severe	5	0%	0%	0%	20%	0%	0%	80%
Probation intake	74	0%	0%	12.20%	37.80%	0%	0%	50%
Successful probation	304	1%	0.70%	5.90%	60.20%	3.60%	0%	28.60%
Revocation of probation	72	0%	0%	11.10%	45.80%	4.20%	0%	38.90%
Youth in OJS custody	--	--	--	--	--	--	--	--
OJS custody: placed in detention	--	--	--	--	--	--	--	--

**Hall County Comprehensive Juvenile Services Community Plan (2021 – 2025)**

Youth booked into detention	--	--	--	--	--	--	--	--
Youth booked into detention more than once	--	--	--	--	--	--	--	--

2017

<b>System Point</b>	<b>N</b>	<b>Amer. Indian/ Alaskan Native</b>	<b>Asian/ Pacific Islander</b>	<b>Black</b>	<b>Hispanic/ Latino</b>	<b>Multiple/ Other</b>	<b>Unspec/ Missing</b>	<b>White</b>
Law enforcement contact	--	--	--	--	--	--	--	--
Youth taken to temporary custody	--	--	--	--	--	--	--	--
Youth issued citation/referral	641	--	--	--	--	--	--	--
Youth referred to diversion	200	0.50%	0.50%	7%	39.50%	0%	0%	52.50%
Youth enrolled in diversion	178	0.60%	0.60%	5.60%	40.40%	0%	0%	52.80%
Successful completion diversion	161	0.60%	0.60%	5%	42.90%	0%	0%	50.90%
Youth with multiple charges	36	0%	0%	0%	5.60%	0%	91.70%	2.80%
Filed on in adult court	16	0%	0%	12.50%	62.50%	0%	0%	25%
RAI Override: More Severe	7	0%	0%	0%	42.90%	0%	0%	57.10%
RAI Override: Less Severe	5	0%	0%	20%	20%	0%	0%	60%
Probation intake	99	1%	0%	13.10%	39.40%	1%	0%	45.50%
Successful probation	221	0%	0.50%	9%	38.50%	3.20%	0%	48.90%
Revocation of probation	45	0%	0%	8.90%	60%	0%	0%	31.10%
Youth in OJS custody	--	--	--	--	--	--	--	--
OJS custody: placed in detention	--	--	--	--	--	--	--	--
Youth booked into detention	--	--	--	--	--	--	--	--
Youth booked into detention more than once	--	--	--	--	--	--	--	--

**Hall County Comprehensive Juvenile Services Community Plan (2021 – 2025)**

2018

<b>System Point</b>	<b>N</b>	<b>Amer. Indian/ Alaskan Native</b>	<b>Asian/ Pacific Islander</b>	<b>Black</b>	<b>Hispanic/ Latino</b>	<b>Multiple/ Other</b>	<b>Unspec/ Missing</b>	<b>White</b>
Law enforcement contact	--	--	--	--	--	--	--	--
Youth taken to temporary custody	--	--	--	--	--	--	--	--
Youth issued citation/referral	599	--	--	--	--	--	--	--
Youth referred to diversion	220	0.90%	3.20%	5.50%	47.30%	0%	0%	43.20%
Youth enrolled in diversion	203	1%	3.40%	3.90%	46.80%	0%	0%	44.80%
Successful completion diversion	179	1.10%	3.40%	3.90%	46.90%	0%	0%	44.70%
Youth with multiple charges	48	0%	0%	0%	6.20%	0%	91.70%	2.10%
Filed on in adult court	13	0%	0%	0%	53.80%	0%	15.40%	30.80%
RAI Override: More Severe	10	0%	0%	0%	50%	0%	0%	50%
RAI Override: Less Severe	4	0%	0%	25%	0%	0%	0%	75%
Probation intake	105	3.80%	0%	8.60%	45.70%	1.90%	0%	40%
Successful probation	229	0%	0%	18.30%	34.90%	3.90%	0%	42.80%
Revocation of probation	67	0%	0%	9%	43.30%	0%	0%	47.80%
Youth in OJS custody	--	--	--	--	--	--	--	--
OJS custody: placed in detention	--	--	--	--	--	--	--	--
Youth booked into detention	--	--	--	--	--	--	--	--
Youth booked into detention more than once	--	--	--	--	--	--	--	--

2019

<b>System Point</b>	<b>N</b>	<b>Amer. Indian/ Alaskan Native</b>	<b>Asian/ Pacific Islander</b>	<b>Black</b>	<b>Hispanic/ Latino</b>	<b>Multiple/ Other</b>	<b>Unspec/ Missing</b>	<b>White</b>
---------------------	----------	---	------------------------------------	--------------	-----------------------------	----------------------------	----------------------------	--------------

**Hall County Comprehensive Juvenile Services Community Plan (2021 – 2025)**

Law enforcement contact	--	--	--	--	--	--	--	--
Youth taken to temporary custody	--	--	--	--	--	--	--	--
Youth issued citation/referral	546	--	--	--	--	--	--	--
Youth referred to diversion	191	1%	0%	2.10%	50.80%	0.50%	0%	45.50%
Youth enrolled in diversion	174	1.10%	0%	1.10%	51.10%	0.60%	0%	46%
Successful completion diversion	153	0.70%	0%	1.30%	52.30%	0%	0%	45.80%
Youth with multiple charges	64	0%	0%	0%	3.10%	0%	90.60%	6.20%
Filed on in adult court	11	0%	0%	0%	54.50%	0%	0%	45.50%
RAI Override: More Severe	13	0%	0%	0%	46.20%	0%	0%	53.80%
RAI Override: Less Severe	11	0%	0%	27.30%	45.50%	0%	0%	27.30%
Probation intake	145	2.10%	0%	6.90%	53.10%	0.70%	0%	37.20%
Successful probation	181	0%	0%	4.40%	48.60%	0%	0%	47%
Revocation of probation	60	0%	0%	8.30%	75%	0%	0%	16.70%
Youth in OJS custody	--	--	--	--	--	--	--	--
OJS custody: placed in detention	--	--	--	--	--	--	--	--
Youth booked into detention	--	--	--	--	--	--	--	--
Youth booked into detention more than once	--	--	--	--	--	--	--	--

**Appendix: Sealed Court Records by Year**

\*Cases offered diversion, mediation or RJ are not available data points in in JUSTICE. All cases filed in adult court and transferred to juvenile court overlapped with cases that were filed in adult court as a misdemeanor or infraction; as such, they were omitted from analysis

[Back to sealing summary table](#)

<b>2015</b>	<b>Number of charges Sealed</b>	<b>Total Number of charges</b>	<b>Sealed (%)</b>
Dismissed or Dropped	134	175	76.6%
Offered Diversion, mediation, or RJ	--	--	--
Filed in Juv. Court	544	858	63.4%

**Hall County Comprehensive Juvenile Services Community Plan (2021 – 2025)**

Filed in Adult Court (M or I)	17	85	20.0%
Filed in Adult Court and Transferred to Juv. Court	--	--	--
<b>Total</b>	<b>695</b>	<b>1118</b>	<b>62.2%</b>

<b>2016</b>	<b>Number of charges Sealed</b>	<b>Total Number of charges</b>	<b>Sealed (%)</b>
Dismissed or Dropped	167	204	81.9%
Offered Diversion, mediation, or RJ	--	--	--
Filed in Juv. Court	603	966	62.4%
Filed in Adult Court (M or I)	5	43	11.6%
Filed in Adult Court and Transferred to Juv. Court	--	--	--
<b>Total</b>	<b>775</b>	<b>1226</b>	<b>63.2%</b>

<b>2017</b>	<b>Number of charges Sealed</b>	<b>Total Number of charges</b>	<b>Sealed (%)</b>
Dismissed or Dropped	192	284	67.6%
Offered Diversion, mediation, or RJ	--	--	--
Filed in Juv. Court	448	868	51.6%
Filed in Adult Court (M or I)	29	66	43.9%
Filed in Adult Court and Transferred to Juv. Court	--	--	--
<b>Total</b>	<b>669</b>	<b>1218</b>	<b>54.9%</b>

<b>2018</b>	<b>Number of charges Sealed</b>	<b>Total Number of charges</b>	<b>Sealed (%)</b>
Dismissed or Dropped	225	336	67.0%
Offered Diversion, mediation, or RJ	--	--	--
Filed in Juv. Court	442	1013	43.6%
Filed in Adult Court (M or I)	25	41	61.0%
Filed in Adult Court and Transferred to Juv. Court	0	1	0.0%
<b>Total</b>	<b>693</b>	<b>1401</b>	<b>49.5%</b>

<b>2019</b>	<b>Number of charges Sealed</b>	<b>Total Number of charges</b>	<b>Sealed (%)</b>
Dismissed or Dropped	212	356	59.6%
Offered Diversion, mediation, or RJ	--	--	--
Filed in Juv. Court	156	824	18.9%
Filed in Adult Court (M or I)	16	28	57.1%
Filed in Adult Court and Transferred to Juv. Court	0	4	0.0%
<b>Total</b>	<b>384</b>	<b>1227</b>	<b>31.3%</b>



## Appendix B: Approval Letter/minutes from Governing Board

### HALL COUNTY BOARD OF COMMISSIONERS MEETING FEBRUARY 16, 2021

The Hall County Board of Commissioners convened February 16, 2021 by published call in the County Board meeting room, 121 South Pine Street, Grand Island NE.

CALL TO ORDER- The meeting was called to order by Pam Lancaster  
INVOCATION - Ron Peterson gave the invocation

PLEDGE OF ALLEGIANCE was given in unison.

ROLL CALL - Present on roll call were Karen Bredthauer, Butch Hurst, Pam Lancaster, Gary Quandt, Ron Peterson, Jane Richardson and Scott Sorensen. Also present were Kim Dugan and Deputy County Attorney Sarah Christensen.

#### RECOGNITION OF JACOB EVANS - WOOD RIVER 8<sup>th</sup> GRADER SPELLING BEE WINNER

Lancaster noted some of the history of the school superintendent's duties in prior years and now the county does not have a designated county superintendent but Hall County has maintained the County Spelling Bee through a contract with Wood River Rural School District. Scott Sorensen presented Jacob Evans with a certificate of recognition for winning the 2021 Spelling Bee.

NOTICE OF OPEN MEETING LAW - This is a public meeting subject to the open meetings laws of the State of Nebraska. The requirements for an open meeting are posted on the door to my left and notices are on the front table for your information.

AFFIDAVIT OF PUBLICATION -the affidavit of publication was received.

REQUEST TO RESERVE TIME - Chair Lancaster called for anyone regarding a request to reserve time and no one responded.

CONSENT AGENDA - Peterson made a motion and Quandt seconded to approve the following by consent agenda.

1. Placed on file the minutes of the February 2, 2021 minutes
2. 5a Placed on file the Road Department quarterly report
3. 5b Set the bid opening for the material for the culverts on Airport Road for March 16, 2021 at 9:30 a.m. with bids due March 15, 2021 at 5:00 p.m.
4. 6 Approved and placed on file the 2020 national electrical codes
5. 8 Approved the 2021 committee assignments
6. 9 Approved submitting testimony regarding inheritance tax LB 310
7. 11a Ratified the board chair signing letter to Five Points Bank regarding authorized signers for Clerk of the District Court bank accounts
8. 11b Ratified the performance evaluations for employees and allowed the personnel committee to present them to the employees
9. 13 Approved the final plat and Resolution #2021-004 for Beukenhorst Subdivision
10. 14 Approved the bi weekly pay claims
11. 15 Approved the regular claims
12. 16 Placed on file the office reports from County Clerk, Assessor/Register of Deeds, County Sheriff December report, County Sheriff Quarterly report , Public Defender & Weed Board Minutes

---

## Hall County Comprehensive Juvenile Services Community Plan (2021 – 2025)

13. 17 Placed on file the Hall County Treasurer's miscellaneous receipts

Lancaster noted that the testimony opposing LB310 notes the lost revenue from inheritance tax. They are proposing to allow the health insurance costs to be outside of the levy limit. She also stated that they did not make a motion to present the performance evaluation to the employee, so this needed to be ratified.

Bredthauer, Hurst, Lancaster, Quandt, Peterson, Richardson and Sorensen all voted yes and no one voted no. Motion carried.

9:10 a.m. Held a Board of Equalization meeting

9:16 a.m. Recessed the Board of Equalization meeting will continue later for the executive sessions.

PUBLIC PARTICIPATION - Lancaster called for public participation and no one responded.

4. COUNTY ATTORNEY -A) DISCUSSION & POSSIBLE ACTION REGARDING SMART SOIL SITTING APPLICATION - Sarah Carstensen stated she prepared a resolution approving the sitting application and not a resolution in opposition. She reviewed all of the state statutes and all of the time lines and these items have all been addressed. So the board can proceed to approve.

Quandt made a motion and Petersen seconded to approve the sitting application for Smart Soil Resolution #2021- 005 Sarah has prepared a resolution for the board to sign.

Richardson ask if a copy of it was in the packet and Sarah stated she did not include it. Jane requested for time to review the resolution.

Quandt stated thanked Ron Peterson for all of his work on the test plots for Smart Soil. Lancaster stated that the board will come back and vote on the motion to approve. Jane stated she was fine after reviewing it.

The vote on the motion to approve the siting application for Smart Soil was held. Bredthauer, Hurst, Lancaster, Quandt, Peterson, Richardson and Sorensen all voted yes and no one voted no. Motion carried.

B. DISCUSSION & ACTION TO FORMALLY ACCEPT GRIEVANCE- Deputy County Attorney Sarah Carstensen stated that the grievance was received Friday so the board can receive it and then appoint a grievance committee.

Quandt made a motion and Bredthauer seconded to receive the grievance. Bredthauer, Hurst, Lancaster, Quandt, Peterson, Richardson and Sorensen all voted yes and no one voted no. Motion carried.

C. ESTABLISH A GRIEVANCE COMMITTEE TO HEAR GRIEVANCE- Lancaster stated that currently the grievance committee is Ron Peterson Jane Richardson and Pam Lancaster they will also work on this grievance. Sarah stated she will work through the Hall County policy and work with the committee and bring it back to the board

C. DISCUSS & AUTHORIZE CHAIR TO SIGN RESOLUTION# 2021 - 003 AMENDING THE 2020 2021 ONE & SIX ROAD PROGRAM- Steve Riehle was present and stated his is a culvert on Airport Road that need to be addressed. He provided pictures to the board members he is requesting that the County Board consider adding this to the 1 & 6 road program. They will be putting in 60 inch pipes with headwalls and wing walls. The bottom was washed out.

---

## Hall County Comprehensive Juvenile Services Community Plan (2021 – 2025)

Sorensen made a motion and Quandt seconded to approve Resolution #2021-003 amending the 1 & 6 Road Program. Bredthauer, Hurst, Lancaster, Quandt, Peterson, Richardson and Sorensen all voted yes and no one voted no. Motion carried.

D. PUBLIC WORK UPDATE - Steve stated they are working on the shop floor removing the concrete and finishing the rebar. The concrete will be 8 inches thick with #4 rebar. The old floor was 4 to 6 inches thick with a mesh fabric. The new floor will also have a drainage system that will help.

He stated that the repairs for the rubber tire excavator were received and they started on it yesterday. With the extreme cold they have been having some equipment problems. They have been careful to make sure they have vehicles and can keep warm. He stated they will be having some manager training on February 18, 2021.

Steve reported that they have used a lot of salt and still had to do snow removal last weekend with the snow plows. They are using their motor graders to widen the roads. The snow fences are full and so are the ditches.

Quandt as if they had received the motors and Steve stated they have not they are still waiting.

7. JUVENILE DIVERSION RANDY SEE RECEIVE THE ASSESSMENT SUMMARY (J.J.I. N-O 2020) - Randy See Juvenile Services Director stated that now the Crime Commission requires a 5 year juvenile review before they can receive the community based aid grant. They are doing a 5 year assessment to standardize information from the counties. The summary is looking at issues for the juvenile service system state wide and based on this assessment what they need to put in this grant.

Randy stated that there are some disproportionate numbers in Hall County. Overall more cases appear to be going to probation at 54% than to diversion at about 33%. Hispanic youth are over-represented at all system points compared to the population of the county. There is a lot of missing data for race/ethnicity at the courts and law enforcement. There are cases that are status offenses and if the juvenile was 21 they would not be considered i.e. like running away etc. There is currently legislation that may change the status offenses. The County Attorney currently decides which cases are satisfactory for the diversion program. Currently there is not a way to address the disproportionate numbers in the diversion program. It is an issue and they are putting strategies in place to try and address this. There is an awareness of this problem.

The county also has the school intervention program for school attendance. Hispanic youth are more likely to be absent from school. Black youths are also over-represented for being placed on probation. The information that is received shows that we are disproportionate when it comes juveniles of color.

He stated that there is a lot of missing data for race/ethnicity at the courts and law enforcement. The clerk magistrate stated the ethnicity is part of the confidential information so they do not list the race.

Hall County has a higher rate of violent crimes when compared to other Nebraska counties He also noted that Hall County' poverty rate is higher than the State average.

Randy stated that the Hall County Diversion program could consider the following.

- Explore using warning letters for low risk youth
- Best practices is to only drug test youth when needed
- Ensure fees are similar to court costs or have a sliding scale
- Strengthening the process for sealing records in JCMS and with law enforcement

Randy stated that sealing juvenile records is not automatic even though it is required by State Statute to do so. He assumes that it will get to that point. He stated they will continue to fund the diversion program and also noted that the county's school intervention program has been successful so there is no reason to make changes.

Randy stated that the action needed today is to allow the Juvenile Services Committee to complete the community assessment and submit to the Crime Commission.

---

## Hall County Comprehensive Juvenile Services Community Plan (2021 – 2025)

Quandt made a motion and Bredthauer seconded to allow the Juvenile Services Committee to complete the assessment.

Bredthauer ask why Hall county poverty rate is high Randy stated there is a higher diverse population Randy stated that it is more of a poverty issue than a race issue. It is based on the number of people in the poverty range. Lancaster noted and the issue of English as a second language is struggle for Hall County.

Richardson questioned what they used for the rate and Randy stated they used 70% of the population. Randy stated they did. He stated that some schools have a higher diverse population. At Grand Island Senior High the minority population is the majority population.

Lancaster stated there are 23 different languages spoken at Senior High. The true local population is the minority.

The vote on the motion was held. Bredthauer, Hurst, Lancaster, Quandt, Peterson, Richardson and Sorensen all voted yes and no one voted no. Motion carried.

Lancaster stated she appreciates the juvenile diversion program.

Gary ask about the funding and it has been reduced by \$17,000.00 Randy there will be some funding that will not be provided but he said we are not reducing needs and diversity and a \$17,000.00 reduction is a concern they had considered waiving some of the fees but they may not be able to do that. Randy stated they had received the \$197,146.00 since he has been here now it is \$180,000.00. Some counties have received increases.

Lancaster stated that he is always available if there are question the diversion also save the county dollars.

10. SHERIFF CONRAD SHERIFF DEPARTMENT PERSONNEL REQUEST - Sheriff Conrad stated that with the upcoming retirements and the issues that he has hiring deputies he is proposing to make 2 of the part time position full time instead of using deputies for these positions. He did contact Judge Young and he stated he is ok with it. He sees the direction that law enforcement is going. Sheriff Conrad stated he talked to one of the part time people and he is interested. The cost of a full time hire would be at step #1 and with single insurance coverage it would be \$57,687.76 and at step #1 with family coverage it would be \$70,205.76. Step #1 is \$19.25 and the top step is \$25.12. Sheriff Conrad noted the altercation last Thursday here in the building, you should not try to register a stolen vehicle.

Quandt made a motion and Richardson seconded to approve hiring 2 full time people. Bredthauer, Hurst, Lancaster, Quandt, Peterson, Richardson and Sorensen all voted yes and no one voted no. Motion carried

Lancaster noted that the sheriff is not asking for a budget increase. We know that with the new federal administration now you cannot deport anyone. Now everything will be at the local level and ICE detainees will go away and our costs will increase. At budget time we need to allow one more deputy for the Sheriff. Sheriff Conrad stated that it is harder to hire deputies now. He also noted that there may be an issue with fuel the prices are going up that may be a budget issue he said he filled all of the patrol cars but he will have to look at it in. The mileage does not go down. Lancaster thanked him for everything that he does. Sheriff Conrad stated he did not know what to expect when he stepped into this job but he appreciates the board is working with him.

Quandt ask if he was working with the small communities and Sheriff Conrad stated he wants to look at the salaries first and make sure that the expenses for the other contracts are covered.

The rural communities have to look at their budgets also.

9:46 a.m. recessed the regular meeting returned to the Board of Equalization meeting to hold the executive sessions regarding the TERC litigation

---

## Hall County Comprehensive Juvenile Services Community Plan (2021 – 2025)

5. EXECUTIVE SESSION REGARDING TERC LITIGATION-
  - a) 20C -0056 - RGI
  - b) 20R- 0334- Fiala
  - c) 20R- 0145-O'Neill
  - d) 20R - 0120 - Birch
  - e) 20R - 0121 - Brown
  - f) 20R - 0143- Koch
  - g) 20R - 0343 - JEH Holdings
  - h) 20R - 0342 - JEH Holdings
  - i) 20R - 0349 - Lawson

12 EXECUTIVE SESSION-MENTAL HEALTH HEARINGS-Quandt made a motion and Peterson seconded to go into executive session regarding the TERC litigation and the mental health hearings. Bredthauer, Hurst, Lancaster, Quandt, Peterson, Richardson and Sorensen all voted yes and no one voted no. Motion carried

9:58 a.m. executive session

5. EXECUTIVE SESSION REGARDING TERC LITIGATION - 9:58 a.m. to 10:22 a.m. executive session

12. EXECUTIVE SESSION - MENTAL HEALTH HEARINGS 10:22 a.m. to 11:01 a.m. executive session

11:01 a.m. Sorensen made a motion and Bredthauer seconded to go out of executive session. Bredthauer, Hurst, Lancaster, Quandt, Peterson, Richardson and Sorensen all voted yes and no one voted no. Motion carried

Lancaster stated that there were no other subjects discussed, no votes were taken and no action was taken.

There is no action to be taken from the executive sessions.

11:06 Adjourned the Board of Equalization meeting and returned to the regular meeting.

COMMITTEE OR BOARD MEMBER'S REPORTS - Quandt stated that the ambulance committee will meet regarding the new contract. Mayor Steele, Jerry Janulewicz and Fire Chief Corey Schmidt will meet. They should have some information by the next meeting.

Bredthauer stated she did not have a report

Lancaster stated they need to be aware of the casino gambling approval and how it may affect horse racing and keno. 75% will go to the State, 5% to the Hall County Ag Society and the remaining 20% will be divided between the City and the County.

Quandt noted that the Ag Society has to maintain the buildings even though the state uses them. This 5% will help them with the maintenance.

Peterson noted that the lunch with the housing authority is March 2, 2021

NEW OR UNFINISHED BUSINESS - Chair Lancaster called for new or unfinished business and no one responded.

Meeting adjourned at 11:10 a.m. The next meeting will be March 2, 2021

*Marla J. Eonley*  
Marla J. Eonley Hall County Clerk



Appendix C: MOUs

Howard County

**INTERLOCAL COOPERATION AGREEMENT FOR  
JUVENILE DIVERSION SERVICES BY AND BETWEEN  
THE COUNTIES OF HALL AND HOWARD**

This agreement is made by and between the County of Hall, a body politic and corporate and a political subdivision of the State of Nebraska, hereinafter referred to as "Hall", and the County of Howard, a body politic and corporate and a political subdivision of the State of Nebraska, hereinafter referred to as "Howard",

WITNESSETH:

WHEREAS, NEB. REV. STAT. § 13-804 provides that any power or powers, privileges, or authority exercised or capable of exercise by a public agency of this state may be exercised and enjoyed jointly with any other public agency of this state and jointly with any public agency of any other state or of the United States to the extent that laws of such other state or of the United States permit such joint exercise or enjoyment. Any agency of state government when acting jointly with any public agency may exercise and enjoy all of the powers, privileges, and authority conferred by the Interlocal Cooperation Act upon a public agency; and

WHEREAS, the purpose of this agreement is to make the most efficient use of each county's taxing authority and other powers by enabling them to cooperate with each other on a basis of mutual advantage and thereby to provide services and facilities in a manner and pursuant to forms of governmental organization that will accord best with geographic, economic, population, and other factors influencing the needs and development of Hall County and Howard County.

NOW, THEREFORE, in consideration of the mutual covenants and promises contained herein, the parties hereto agree as follows:

1. **Purpose.** The purpose of this agreement is to establish an agreement between Hall and Howard in regards to the provision of juvenile diversion services.
2. **Duration.** This contract will begin July 1, 2012 and will remain in effect until June 30, 2013. This contract will renew automatically each fiscal year thereafter unless either party gives notice to the other prior to April 1<sup>st</sup> of its desire to cancel or amend the contract.
3. **Organization.** There shall be no separate legal or administrative agency created pursuant to this Interlocal Cooperation Agreement.
4. **Agency.** Hall, through the Office of the Hall County Attorney, will provide juvenile diversion services for residents of Howard who are referred for services by the Howard County Attorney.

---

## Hall County Comprehensive Juvenile Services Community Plan (2021 – 2025)

5. **Consideration.** Howard shall pay to Hall an administrative fee of \$2,000.00 within 30 days of the commencement of each fiscal year. Howard program participants shall be required to pay to the Office of the Hall County Attorney the same program fees as are assessed to Hall program participants, and said Howard program participant fees shall remain the property of Hall.

6. **Services Provided.** Through the juvenile diversion office of the Hall County Attorney, Hall agrees to enroll, monitor, and supervise Howard's program participants in Hall's Diversion Course, in the same manner that Hall participants are enrolled, monitored and supervised. At a minimum, Hall will provide the following services to Howard's participants:

- a. "Street Law" and "Family Issues" courses;
- b. Monitor school attendance and behavior;
- c. Monitor community service work, if required under Diversion contract;
- d. Monitor restitution payments, if required under Diversion contract;
- e. Monitor counseling or other required rehabilitative treatments;
- f. Verify that apology letters have been sent to victims;
- g. Report violations of Diversion contracts to Howard County Attorney.

7. **Financing.** Each party shall be responsible for financing their respective obligations hereunder, including the levying, collecting, and accounting for any tax required for the establishment and maintenance of required budgets.

8. **Property.** Any property acquired through this agreement shall be the property of the party acquiring the same.

9. **Administration.** The Office of the Hall County Attorney shall provide for the administration of this program.

10. **Appropriation of Funds: Supply of Personal Property and Personnel.** Either party may appropriate funds and may sell, lease, give, or otherwise supply personal property or provide such personnel or services therefore as may be within its legal power to furnish for the performance of this agreement.


11. **Entire Agreement.** It is agreed that the above represents the entire agreement for juvenile services between the parties.



---

Hall County Comprehensive Juvenile Services Community Plan (2021 – 2025)

APPROVED BY THE COUNTY  
COMMISSIONERS OF THE COUNTY  
OF HOWARD, THIS 10<sup>th</sup> DAY OF  
April, 2012.

  
Chairman of the Board of Commissioners


APPROVED BY THE HALL COUNTY BOARD  
OF SUPERVISORS THIS 24 DAY OF  
April, 2012.

  
Chairman of the Board of Supervisors

Attest:

  
County Clerk

Attest:

  
County Clerk

## GIPS

### **Memorandum of Agreement**

This agreement is between Hall County and the Grand Island Public Schools (GIPS). Hall County agrees to serve as fiscal agent for GIPS for the School Intervention Program funded by the Nebraska Crime Commission through the Community-Based Juvenile Services Aid grant as follows:

**Program Design:** GIPS is responsible to hire, supervise and pay the full-time School Intervention Worker (SIW). GIPS will submit a quarterly request for grant funds to Hall County for reimbursement of salary expenses, subject to receipt of the grant and limited by the amount of the grant. GIPS will manage the program and the SIW will work with Hall County Juvenile Diversion and GIPS staff to refer youths to the Program. Students at risk of becoming involved in a higher level of care due to attendance issues, lack of academic progress, or at risk of failure and drop out. Eligible youths will have the capacity to improve academic success and reduce truancy with a limited amount of support and supervision to sustain accountability. The SIW will act as a liaison between the school, family, Hall County Juvenile Diversion and other community service providers involved with the student.

The School Intervention Worker will

1. provide pre-adjudicated youth with a structured intermediate sanction program within the school setting and specialized summer and after-school programming as an alternative to institutionalization;
2. promote safety within the school or summer program setting;
3. assist with re-0mmunity adjustment for youth returning from Youth Rehabilitation and Treatment Centers or other restrictive residential care;
4. provide an alternative to restrictive placement for youth who are having difficulty succeeding in regular community supervision;
5. provide graduated sanction activities that include rewards or incentives;
6. coordinate community service and restorative justice activities; and
7. provide education that will lead to positive engagements and accountability of the youth.

The School Intervention Worker will be responsible for during-school, after-school and summer programming for referred youths. The during-school and after-school programs will provide academic support and monitoring for youths in a formal educational setting. The summer program will provide further support through the summer with specialized programming for identified youths. Up to 40 youths at any given time may be eligible to participate in the program as referred by Hall County Juvenile Diversion and GIPS. Youths may be residing at home, in foster care or in an independent living placement.

---

## Hall County Comprehensive Juvenile Services Community Plan (2021 – 2025)

The School Intervention Program will provide service delivery and family involvement for

1. delivering direct services with a family-centered, strength-based, needs driven and individually-based approach;
2. assisting the youths and family to achieve goals as defined by Hall County Diversion or GIPS;
3. assessing the youths' support systems, building on identified strengths and facilitating involvement in school, family and community activities; and
4. helping the family to identify long-term support systems and connect youths with those systems.

The referral process, a process for removal from the program and for discharge planning upon program completion will be jointly agreed upon by GIPS and Hall County Juvenile Diversion. Training for the School Intervention Worker may be available through the Hall County Juvenile Services (Diversion), local agencies and/or GIPS.


**Program Oversight/Grant Management:** The School Intervention Worker position will be a contract position. Grant management will be provided by Hall County serving as the fiscal agent for the Community-Based Juvenile Services Aid grant.


GIPS and Hall County Juvenile Diversion will work together to establish screening, referral and evaluation processes for this project. An interview team from GIPS and Hall County Juvenile Diversion will interview and make recommendations for hiring the SIW.

This agreement shall commence 07/01/2018 and renew annually unless terminated or modified. The requesting agency shall provide written notice of termination or need for modification not less than 60 days prior to the date of termination/modification.

Hall County Board of Supervisors

By:   
Signature  
Date: 12/11/18  
Chairman, Hall County Board of Supervisors

  
Signature  
Date: 6/29/2018  
Grand Island Public Schools  
Assoc Supt/BOE Secretary

ATTEST:   
Marla Conley  
Hall County Clerk



# Hall County Board of Commissioners

121 South Pine Street, Grand Island, NE 68801

Phone (308) 385-5093 (800) 833-7352

Kim Dugan, Executive Assistant to the County Commissioners

March 05, 2021

The Nebraska Crime Commission  
PO Box 94946  
Lincoln, NE 68509-4946

During the regular meeting of the Hall County Board of Commissioners dated 2-16-2021, Commissioner Gary Quandt made the motion and Commissioner Karen Bredthauer seconded to allow the Juvenile Services Committee to complete and submit the Hall County Juvenile Services Comprehensive Juvenile Services Community Plan. The vote on the motion was held. Bredthauer, Hurst, Lancaster, Quandt, Peterson, Richardson and Sorensen all voted yes and no one voted no. Motion carried.

During the regular meeting of the Hall County Board of Commissioners dated 3-02-2021, Commissioner Ron Peterson made the motion and Commissioner Gary Quandt to approve the Consent Agenda that included the approval of Hall County's Comprehensive Juvenile Services Community Plan. The vote on the motion was held. Bredthauer, Hurst, Lancaster, Quandt, Peterson, Richardson and Sorensen all voted yes and no one voted no. Motion carried.

Sincerely,

A handwritten signature in cursive script that reads "Pamela Lancaster".

Pamela Lancaster  
Chair, Hall County Board of Commissioners

Cc: file

#### Commissioners

Pamela Lancaster, Chair 381-2754 ♦ Butch Hurst, 391-2940 ♦ Karen Bredthauer, 382-2070 ♦ Scott Sorensen, 390-2122 ♦ Jane Richardson, 382-5878 ♦ Gary Quandt 382-8255 ♦ Ron Peterson, 382-3280



# Nebraska Risk and Protective Factor Student Survey Results for 2018

## Profile Report: Hall County



**Sponsored by:**

Nebraska Department of Health and Human Services  
Division of Behavioral Health

**Administered by:**

Bureau of Sociological Research  
University of Nebraska-Lincoln

*NRPFS is part of the Student Health and Risk  
Prevention (SHARP) Surveillance System that administers  
surveys to youth enrolled in Nebraska schools*

---

## Table of Contents

---

Introduction and Overview.....	62
Substance Use .....	65
Transportation Safety .....	77
Violence, Bullying, and Mental Health.....	78
Nutrition and Physical Activity .....	80
Feelings and Experiences at Home, School, and in the Community.....	81
Tips for Using the NRPFS Results.....	83
APPENDIX A: Trend Data.....	85
APPENDIX B: Contacts for Prevention .....	86

## Introduction and Overview

---

This report summarizes the findings from the 2018 Nebraska Risk and Protective Factor Student Survey (NRPFSS). The 2018 survey represents the eighth implementation of the NRPFSS and the fifth implementation of the survey under the Nebraska Student Health and Risk Prevention (SHARP) Surveillance System. SHARP consists of the coordinated administration of three school-based student health surveys in Nebraska, including the NRPFSS, the Youth Risk Behavior Survey (YRBS), and the Youth Tobacco Survey (YTS). The Nebraska SHARP Surveillance System is administered by the Nebraska Department of Health and Human Services and the Nebraska Department of Education through a contract with the Bureau of Sociological Research at the University of Nebraska-Lincoln. For more information on the Nebraska SHARP Surveillance System please visit <http://bosr.unl.edu/sharp>.

As a result of the creation of SHARP and its inclusion of the NRPFSS, the administration schedule shifted from the fall of odd calendar years to the fall of even calendar years. The first three administrations of the NRPFSS occurred during the fall of 2003, 2005, and 2007, while the fourth administration occurred during the fall of 2010, leaving a three-year gap (rather than the usual two-year gap) between the most recent administrations. The 2012, 2014, 2016, and 2018 administrations also occurred during the fall, as will future administrations, taking place during even calendar years (i.e., every two years).

The NRPFSS targets Nebraska students in grades 8, 10, and 12 with a goal of providing schools and communities with local-level data. As a result, the NRPFSS is implemented as a census survey, meaning that every public and non-public school with an eligible grade can choose to participate. Therefore, data presented in this report are not to be considered a representative statewide sample. The survey is designed to assess adolescent substance use, delinquent behavior, and many of the risk and protective measures that predict adolescent problem behaviors. The NRPFSS is adapted from national, scientifically-validated surveys and contains information on risk and protective measures that are locally actionable. These risk and protective measures are also highly correlated with substance abuse as well as delinquency, teen pregnancy, school dropout, and violence. Along with other locally attainable sources of information, the information from the NRPFSS can aid schools and community groups in planning and implementing local prevention initiatives to improve the health and academic performance of their youth.

Table 1.1 provides information on the student participation rate for Hall County. The participation rate represents the percentage of all eligible students who took the survey. If 60 percent or more of the students participated, the report is generally a good indicator of the levels of substance use, risk, protection, and delinquent behavior in Hall County. If fewer than 60.0 percent participated, a review of who participated should be completed prior to generalizing the results to your entire student population.

### **2018 NRPFSS Sponsored by:**

The 2018 NRPFSS is sponsored by Grant #5U79SP020162-05 and #1H79SP080988-01 under the Strategic Prevention Framework Partnerships for Success Grant for the Substance Abuse and Mental Health Services Administration Center for Substance Abuse Prevention through the Nebraska Department of Health and Human Services Division of Behavioral Health.



The Bureau of Sociological Research (BOSR) at the University of Nebraska – Lincoln (UNL) collected the NRPFSS data for this administration as well as the 2010, 2012, 2014, and 2016 administrations. As part of BOSR’s commitment to high quality data, BOSR is a member of the American Association for Public Opinion Research (AAPOR) Transparency Initiative. As part of this initiative, BOSR pledges to provide certain methodological information whenever data are collected. This information as it relates to the NRPFSS is available on BOSR’s website ([www.bosr.unl.edu/sharp](http://www.bosr.unl.edu/sharp)).

**Table 1.1. Survey Participation Rates, 2018**

Grade	Hall County 2018			State 2018		
	Number Participated	Number Enrolled	Percent Participated	Number Participated	Number Enrolled	Percent Participated
8th	810	953	85.0%	10270	26257	39.1%
10th	506	935	54.1%	7437	25634	29.0%
12th	330	834	39.6%	6378	26155	24.4%
<b>Total</b>	1646	2722	60.5%	24085	78046	30.9%

*Note. The grade-specific participation rates presented within this table consist of the number of students who completed the NRPFSS divided by the total number of students enrolled within the participating schools. For schools that were also selected to participate in the YRBS or YTS, the participation rate may be adjusted if students were only allowed to participate in one survey. In these cases, the number of students who completed the NRPFSS is divided by the total number of students enrolled that were not eligible to participate in the YRBS or YTS.*

Again, the goal of the NRPFSS is to collect school district and community-level data and not to collect representative state data. However, state data provide insight into the levels of substance use, risk, protection, and delinquent behavior among all students in Nebraska. In 2018, 30.9 percent of the eligible Nebraska students in grades 8, 10, and 12 participated in the NRPFSS.

The 2018 participation rate for the state as a whole remains lower than the 60.0 percent level recommended for representing students statewide, so the state-level results should be interpreted with some caution. Failure to obtain a high participation rate statewide is, in part, due to low levels of participation within Douglas and Sarpy Counties, which combined had an 11.2% participation rate in 2018 compared to 44.4% for the remainder of the state.

Table 1.2 provides an overview of the characteristics of the students who completed the 2018 survey within Hall County and the state overall.



Table 1.2. Participant Characteristics, 2018

	Hall County 2018		State 2018	
	n	%	n	%
<b>Total students</b>	1667		24622	
<b>Grade</b>				
8th	810	48.6%	10270	41.7%
10th	506	30.4%	7437	30.2%
12th	330	19.8%	6378	25.9%
Unknown	21	1.3%	537	2.2%
<b>Gender</b>				
Male	843	50.6%	12382	50.3%
Female	820	49.2%	12175	49.4%
Unknown	4	0.2%	65	0.3%
<b>Race/Ethnicity</b>				
Hispanic*	603	36.2%	3972	16.1%
African American	71	4.3%	750	3.0%
Asian	26	1.6%	486	2.0%
American Indian	25	1.5%	731	3.0%
Pacific Islander	3	0.2%	70	0.3%
Alaska Native	1	0.1%	30	0.1%
White	918	55.1%	18258	74.2%
Other	20	1.2%	275	1.1%
Unknown	0	0.0%	50	0.2%

Notes. \*Hispanic can be of any race. In columns, n=number or frequency and %=percentage of distribution.

## Overview of Report Contents

The report is divided into the following five sections: (1) substance use; (2) transportation safety; (3) violence, bullying, and mental health; (4) nutrition and physical activity; and (5) feelings and experiences at home, school, and in the community. Within each section, highlights of the 2018 survey data for Hall County are presented along with state and national estimates, when available.

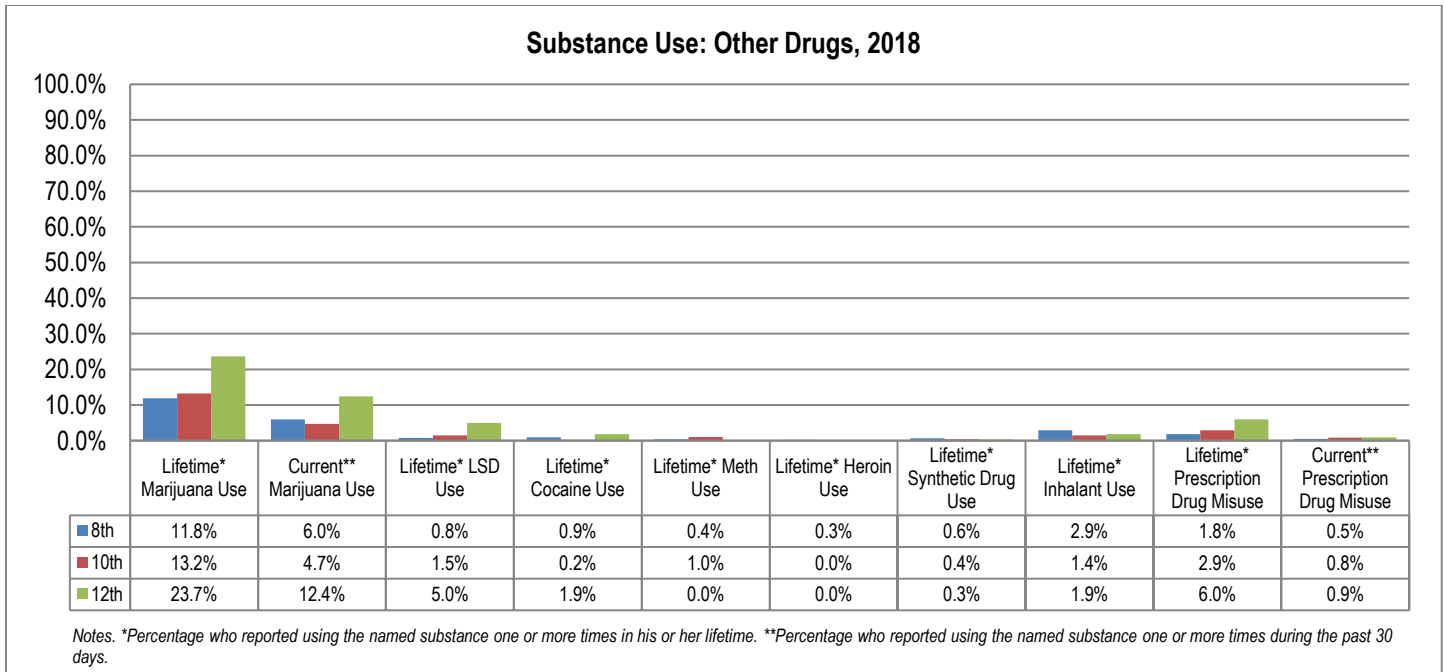
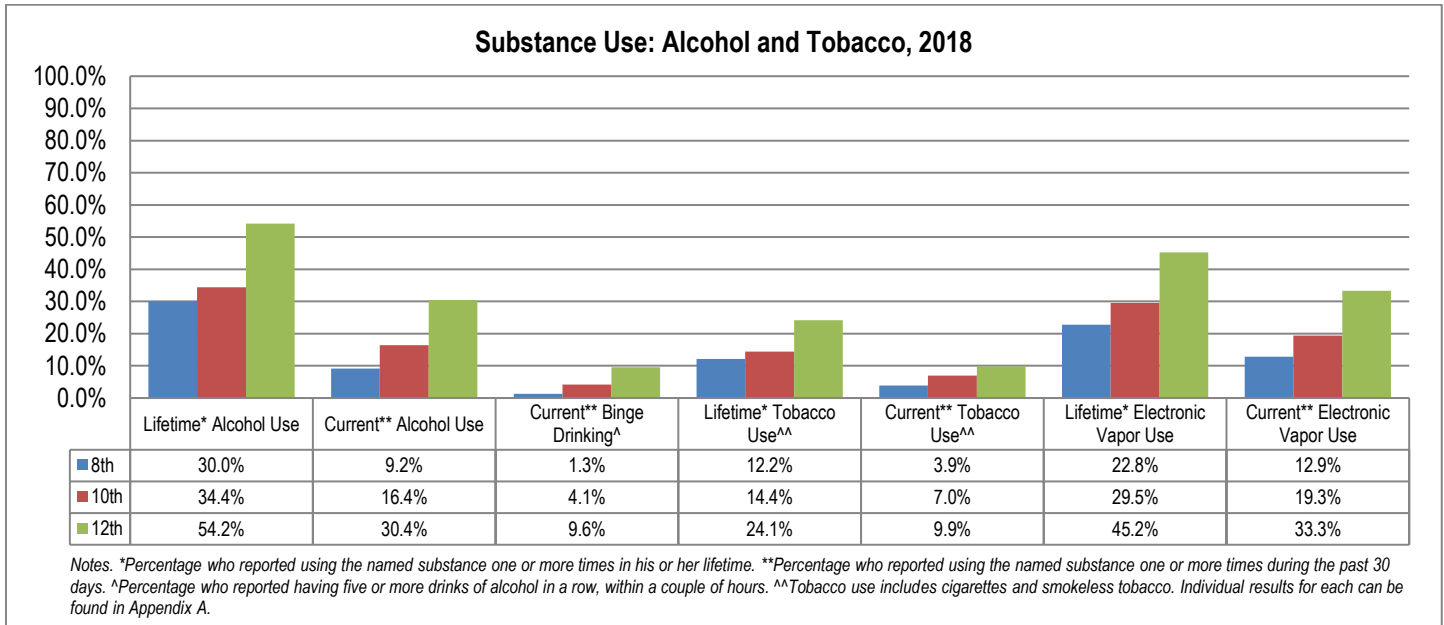
When there are less than 10 survey respondents for a particular grade, their responses are not presented in order to protect the confidentiality of individual student participants. However, those respondents are included in regional- and state-level results. Furthermore, if a grade level has 10 or more respondents but an individual question or sub-group presented in this report has less than 10 respondents then results for the individual item or sub-group are not reported.

A number of honesty measures were also created to remove students who may not have given the most honest answers. These measures included reporting use of a fictitious drug, using a substance during the past 30 days more than in one's lifetime, answering that the student was not at all honest when filling out the survey, and providing an age and grade combination that are highly unlikely. Students whose answers were in question for any one of these reasons were excluded from reporting. For Hall County, 51 students met these criteria.

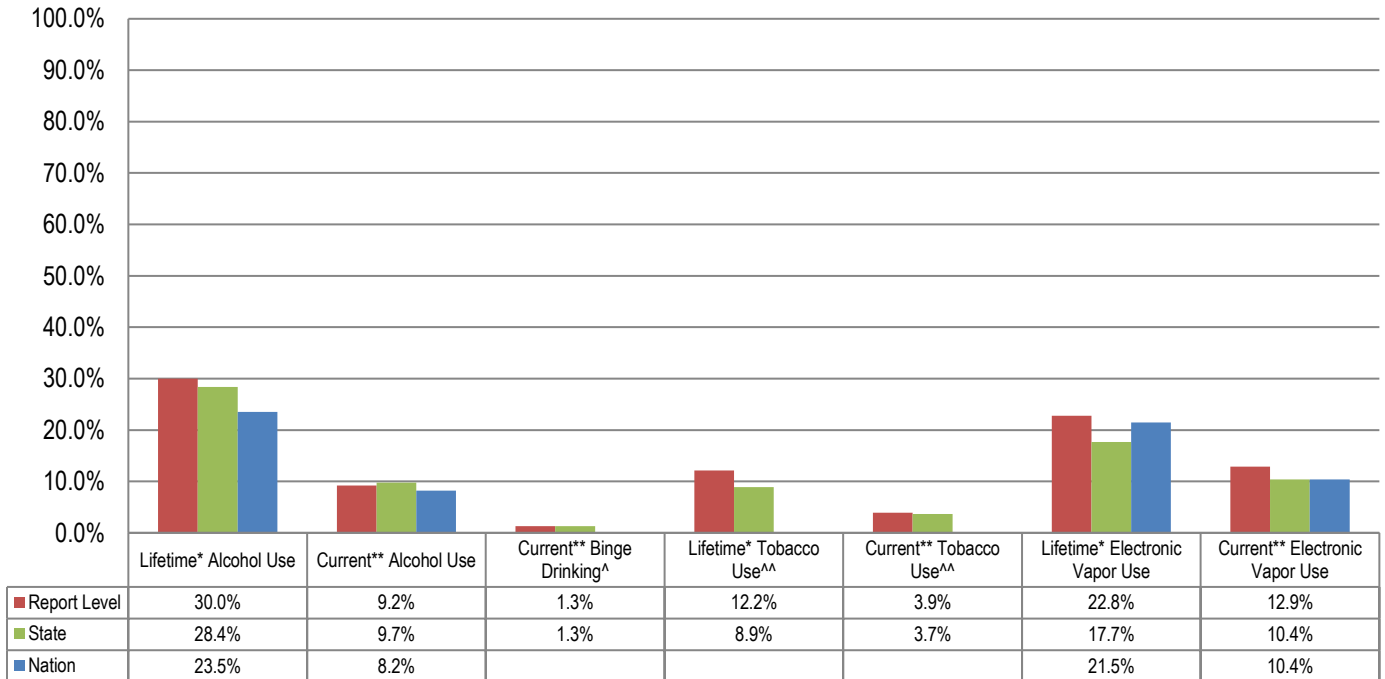
**Substance Use**

This section contains information on the use of alcohol, tobacco, and other drugs among 8<sup>th</sup>, 10<sup>th</sup>, and 12<sup>th</sup> grade students in Nebraska. In addition, there is information on attitudes and perceptions, the sources of substances, and other substance-related topics. To provide greater context for the results from Hall County, overall state and national results are presented when available. As discussed earlier, the state results are not to be considered a representative statewide sample. The national data source is the Monitoring the Future survey, administered by the Institute for Social Research at the University of Michigan and sponsored by the National Institute on Drug Abuse and National Institutes of Health.

**Substance Use**

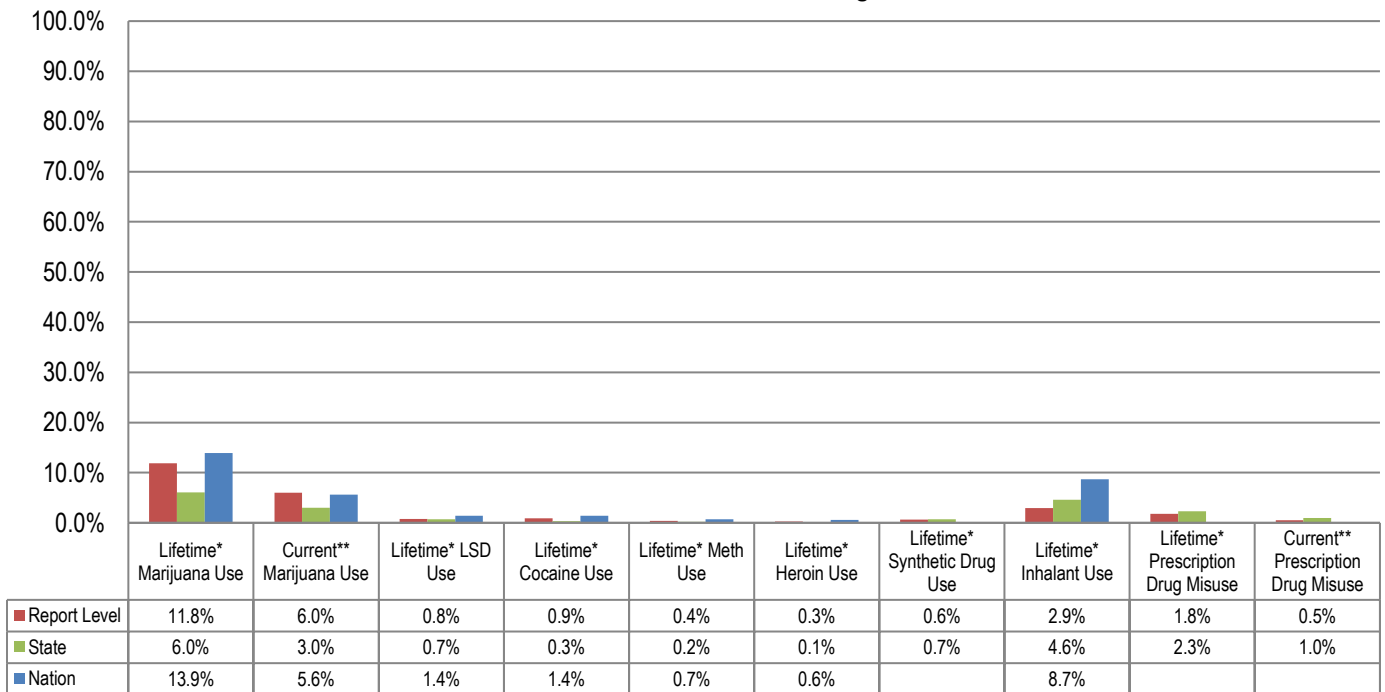


### 8th Grade Substance Use: Alcohol and Tobacco, 2018



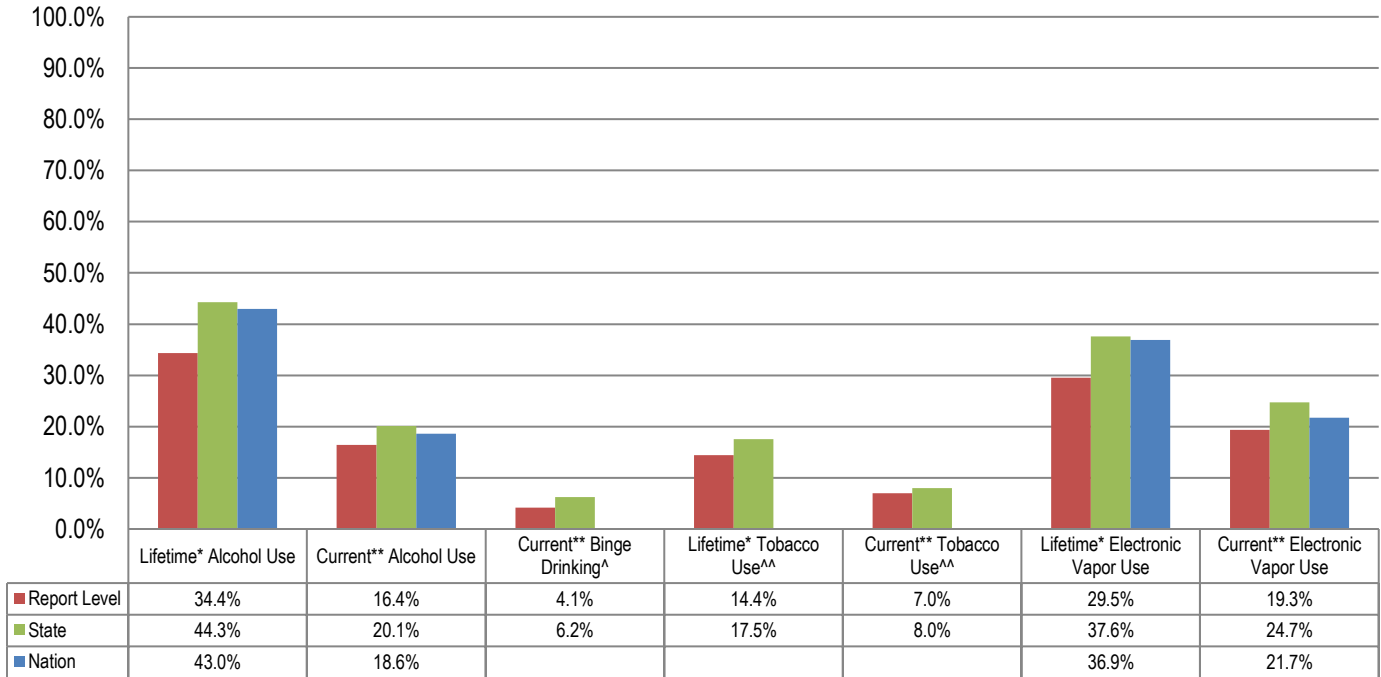
Notes. \*Percentage who reported using the named substance one or more times in his or her lifetime. \*\*Percentage who reported using the named substance one or more times during the past 30 days. ^Percentage who reported having five or more drinks of alcohol in a row, within a couple of hours. ^^Tobacco use includes cigarettes and smokeless tobacco. Individual results for each can be found in Appendix A.

### 8th Grade Substance Use: Other Drugs, 2018



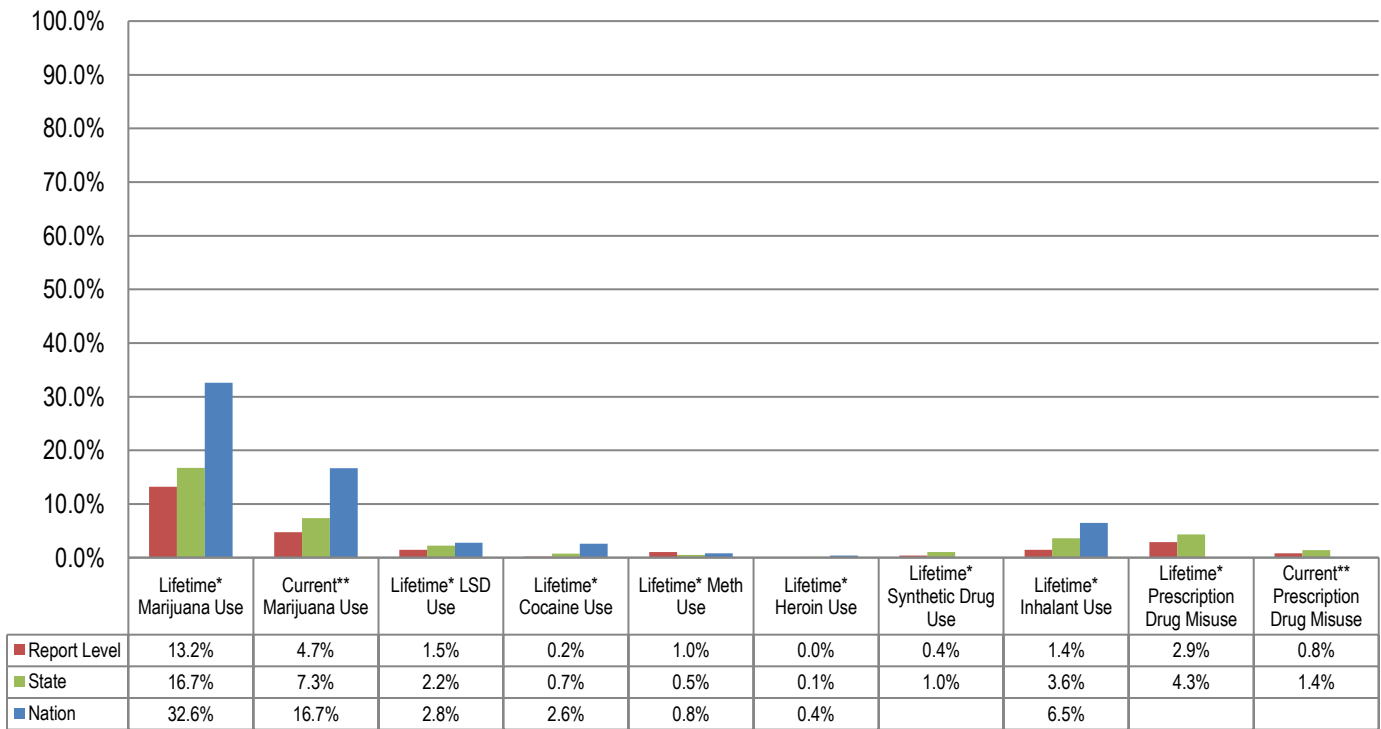
Notes. \*Percentage who reported using the named substance one or more times in his or her lifetime. \*\*Percentage who reported using the named substance one or more times during the past 30 days.

10th Grade Substance Use: Alcohol and Tobacco, 2018



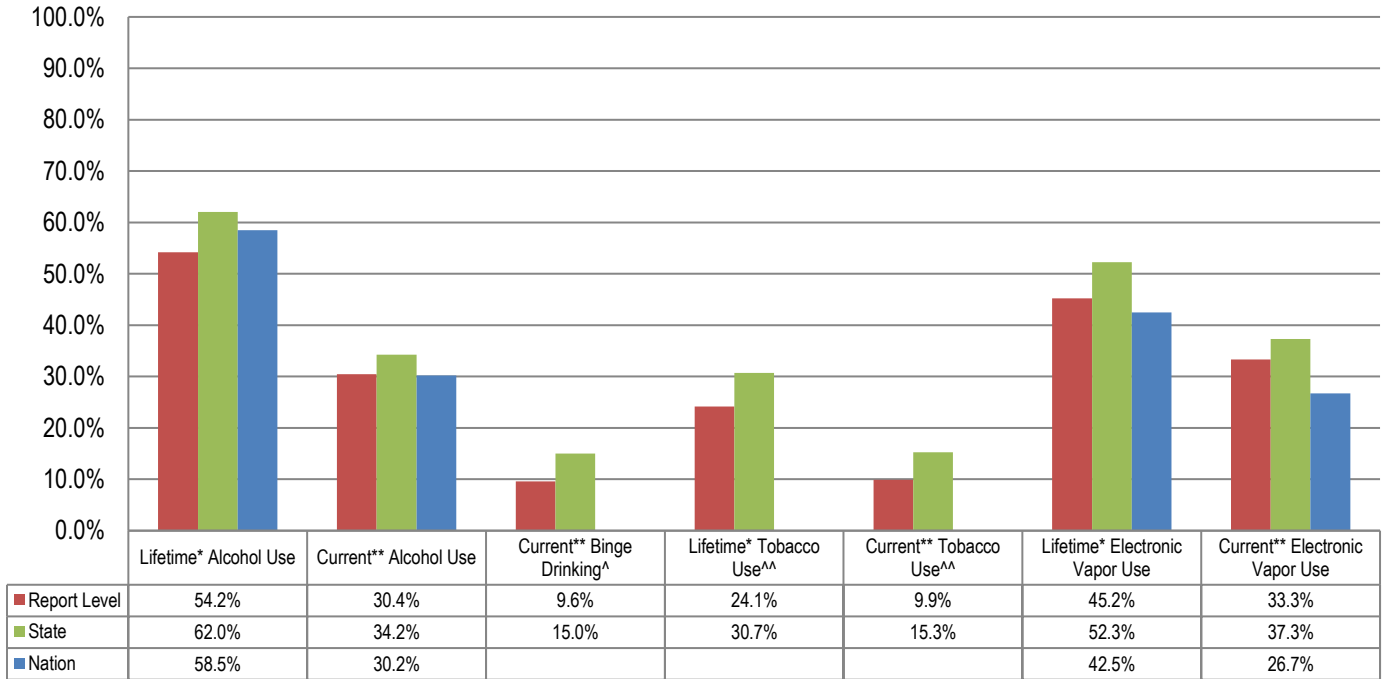
Notes. \*Percentage who reported using the named substance one or more times in his or her lifetime. \*\*Percentage who reported using the named substance one or more times during the past 30 days. ^Percentage who reported having five or more drinks of alcohol in a row, within a couple of hours. ^^Tobacco use includes cigarettes and smokeless tobacco. Individual results for each can be found in Appendix A.

10th Grade Substance Use: Other Drugs, 2018



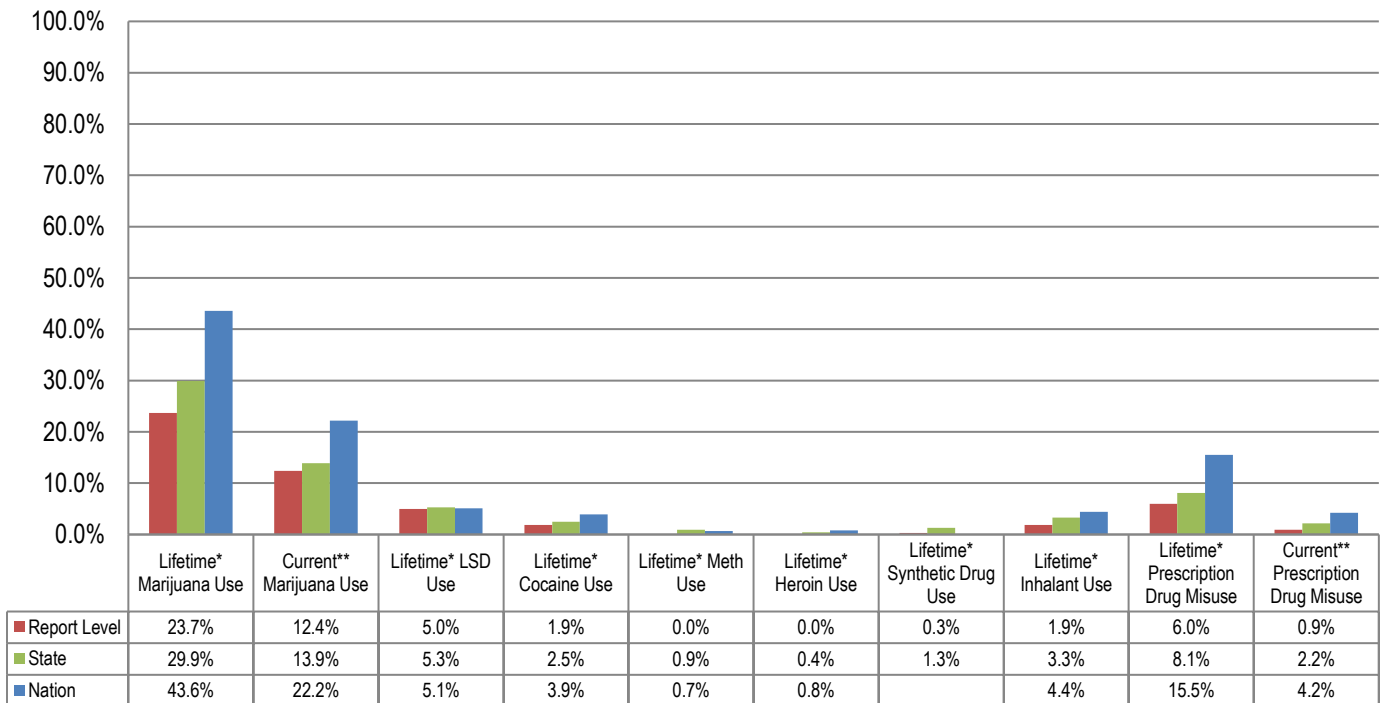
Notes. \*Percentage who reported using the named substance one or more times in his or her lifetime. \*\*Percentage who reported using the named substance one or more times during the past 30 days.

12th Grade Substance Use: Alcohol and Tobacco, 2018



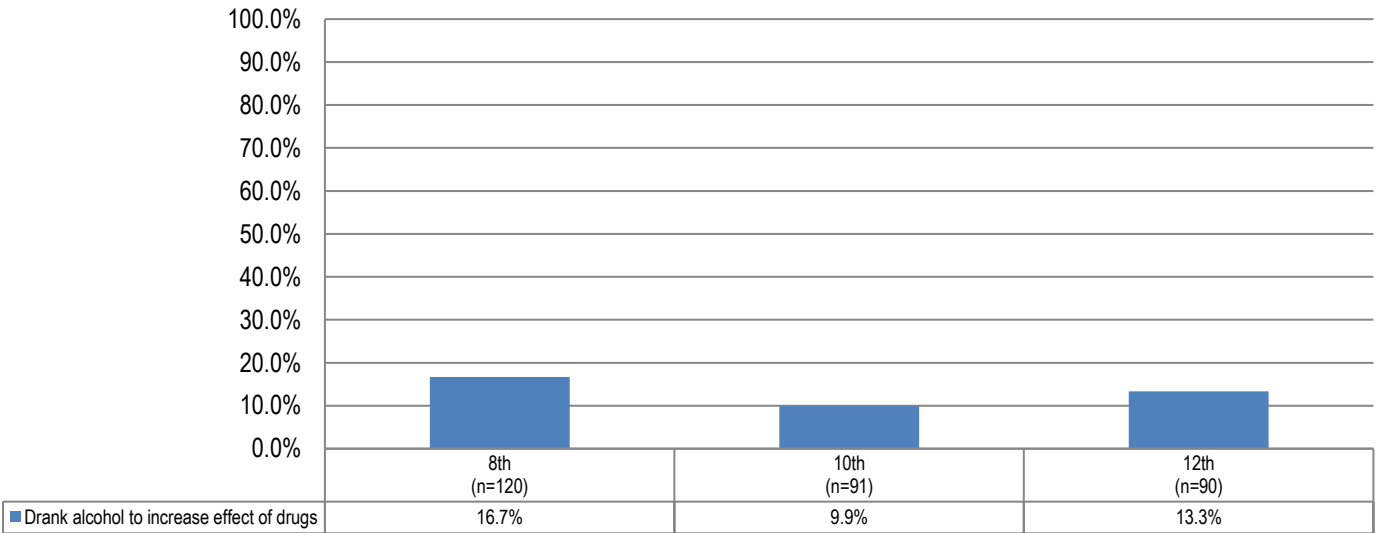
Notes. \*Percentage who reported using the named substance one or more times in his or her lifetime. \*\*Percentage who reported using the named substance one or more times during the past 30 days. ^Percentage who reported having five or more drinks of alcohol in a row, within a couple of hours. ^^Tobacco use includes cigarettes and smokeless tobacco. Individual results for each can be found in Appendix A.

12th Grade Substance Use: Other Drugs, 2018



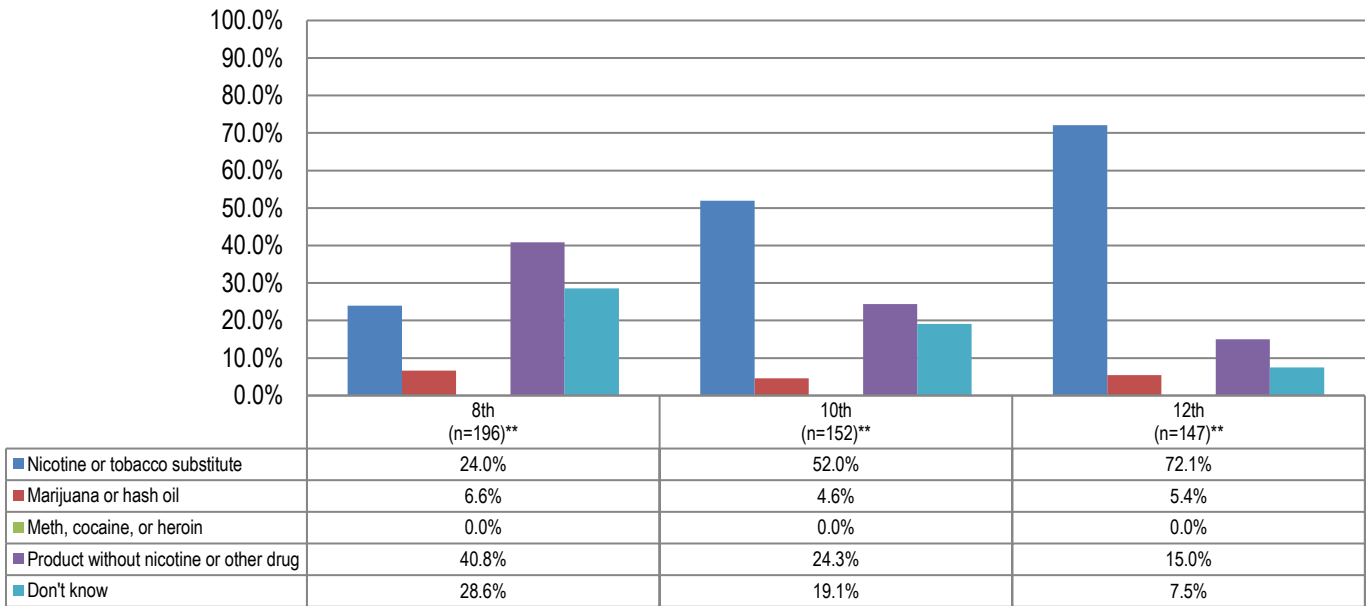
Notes. \*Percentage who reported using the named substance one or more times in his or her lifetime. \*\*Percentage who reported using the named substance one or more times during the past 30 days.

**Percentage Reporting Drinking Alcohol to Increase Effect of Some Other Drug, among Students who Reported Drinking in the Past 30 Days\*, 2018**



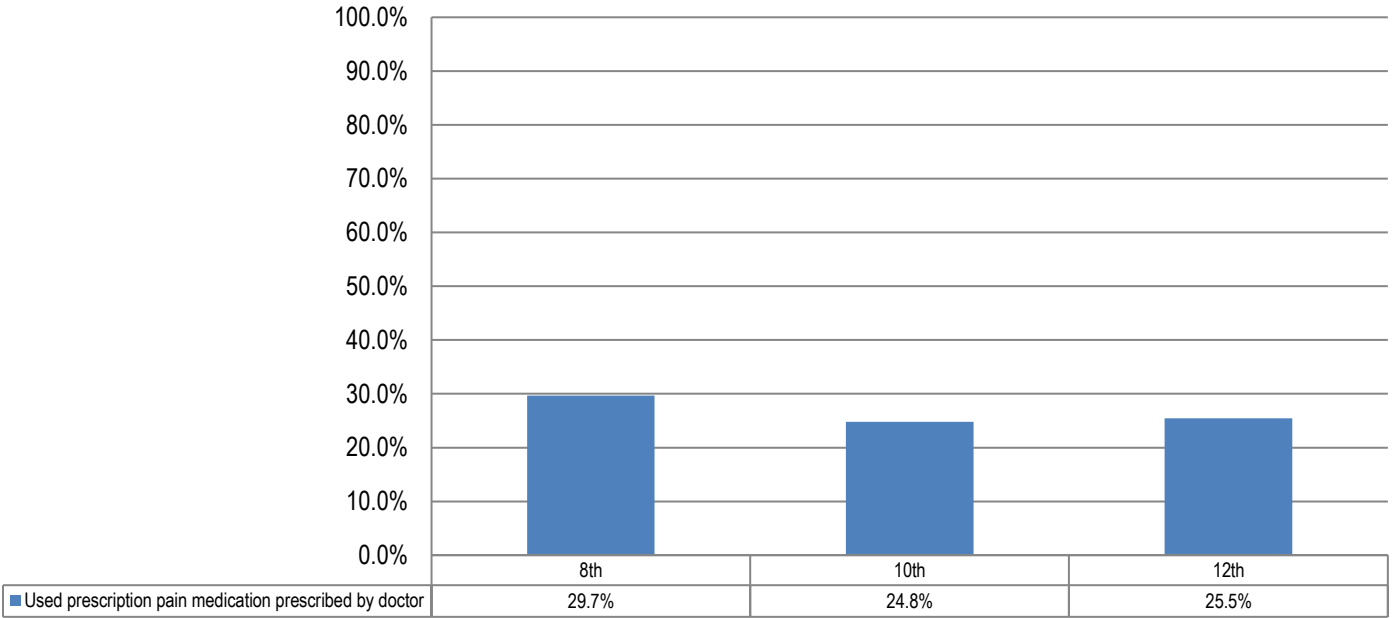
Notes. \*Among past 30 day alcohol users, the percentage who reported drinking alcohol one or more times to increase the effect of some of other drug or drugs during the past 30 days.

**Type of Mist Inhaled in Electronic Vaporizer, among Students who Reported Using an E-cigarette or Vaping Device\*, 2018**



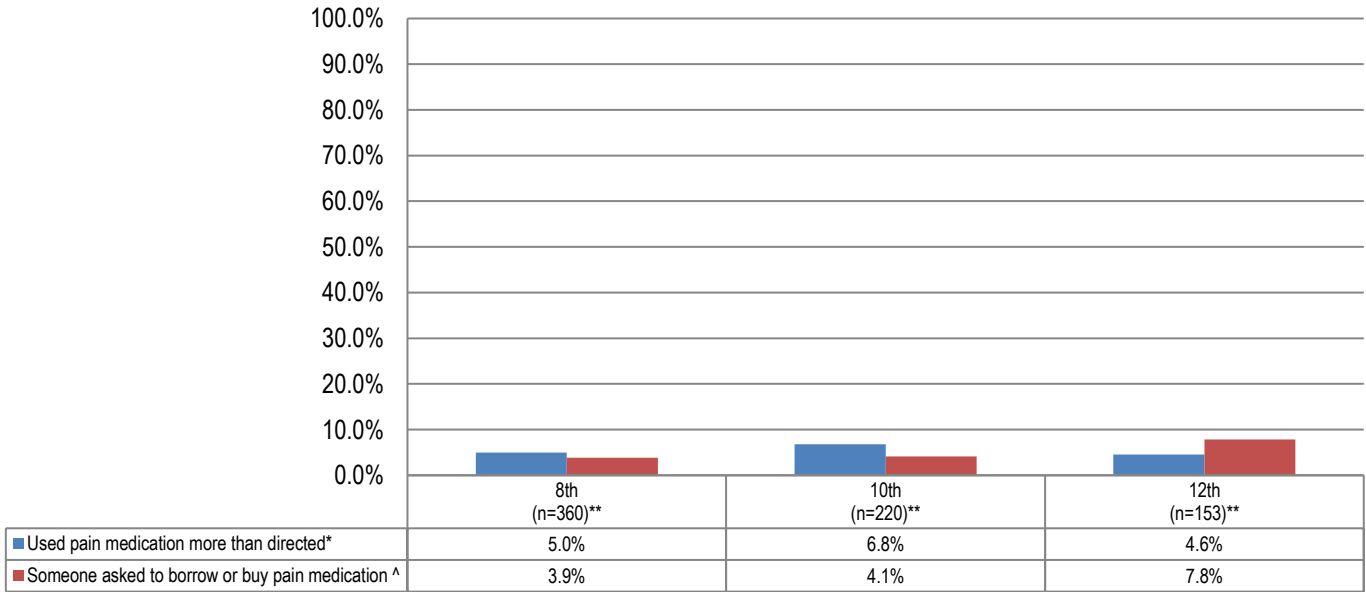
Notes. \*Based on the question "The last time you used an electronic vaporizer such as an e-cigarette, what was in the mist you inhaled?" \*\*The n-size displayed is the same for all types of mist given that type of mist inhaled in an electronic vaporizer is asked as one question.

**Percentage Reporting Using Pain Medication Prescribed by a Doctor during the Past 12 Months\*, 2018**



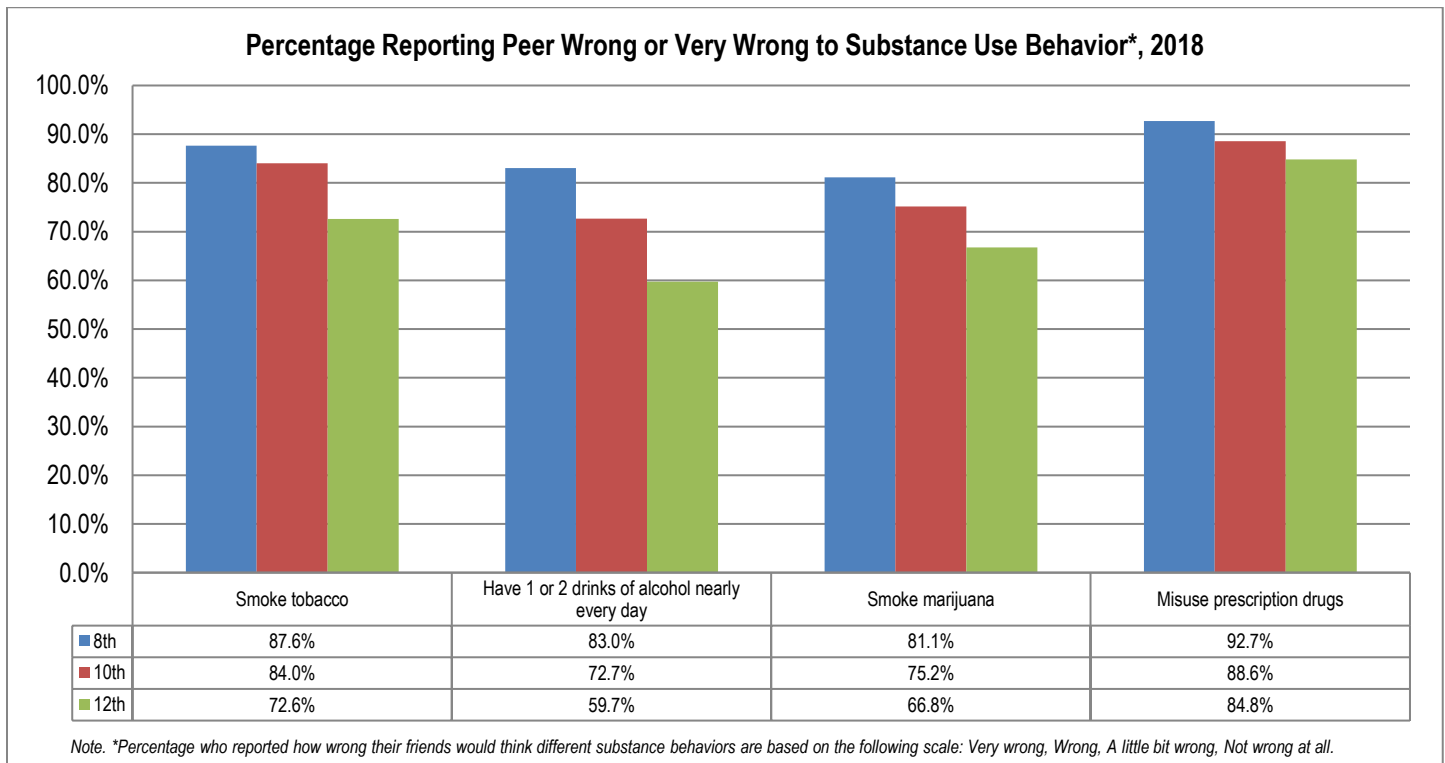
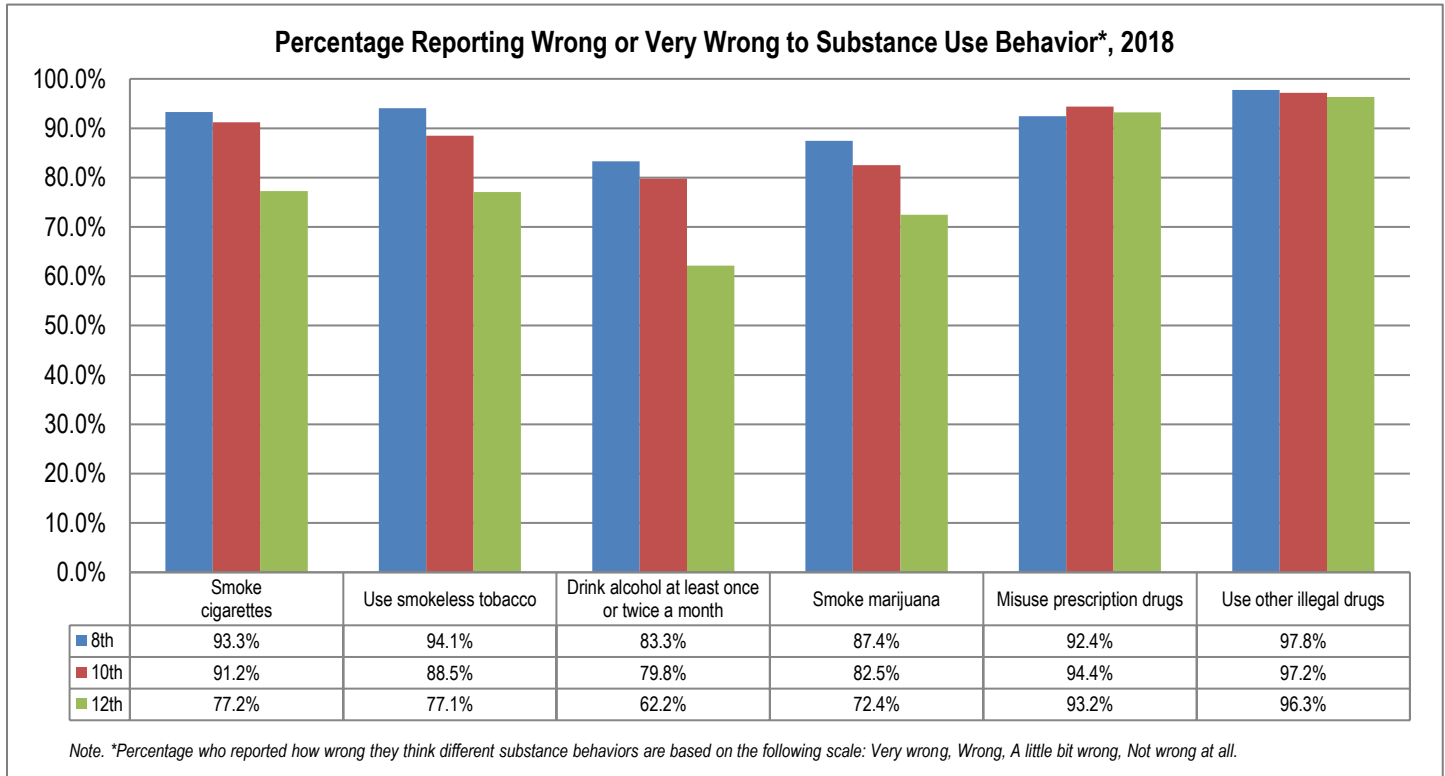
Notes. \*Percentage who reported "Yes" to the question "During the past 12 months, did you use pain medications that a doctor prescribed for you?"

**Other Pain Medication Topics, among Students who Reported Receiving Prescription Pain Medication from a Doctor, 2018**



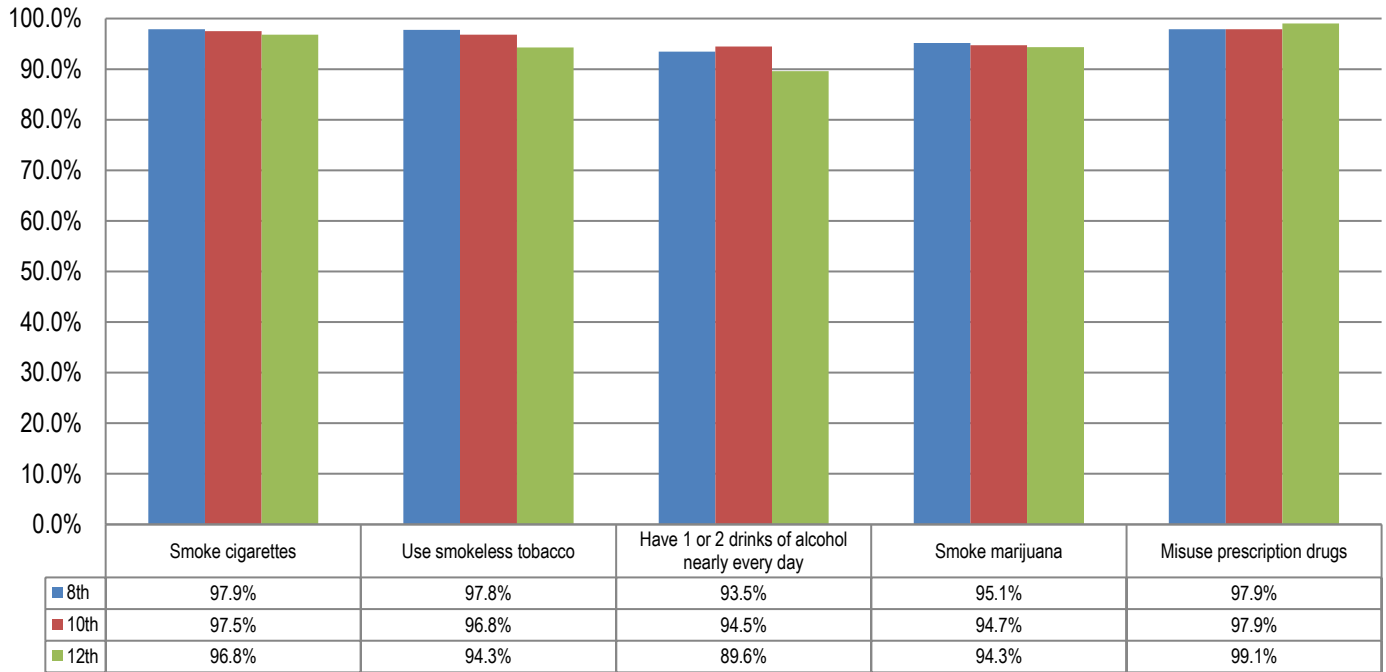
Notes. \*Percentage who reported "Yes" to the question "The last time a doctor prescribed a pain medication for you, did you use any of the pain medication more frequently or in higher doses than directed by a doctor?" ^Percentage who reported "Yes" to the question "The last time a doctor prescribed a pain medication for you, did anyone ask you about borrowing or buying some of your medication?" \*\*The n-size displayed is the largest n-size across these questions. Because each question is asked individually, the n-size may vary.

Attitudes toward Substance Use



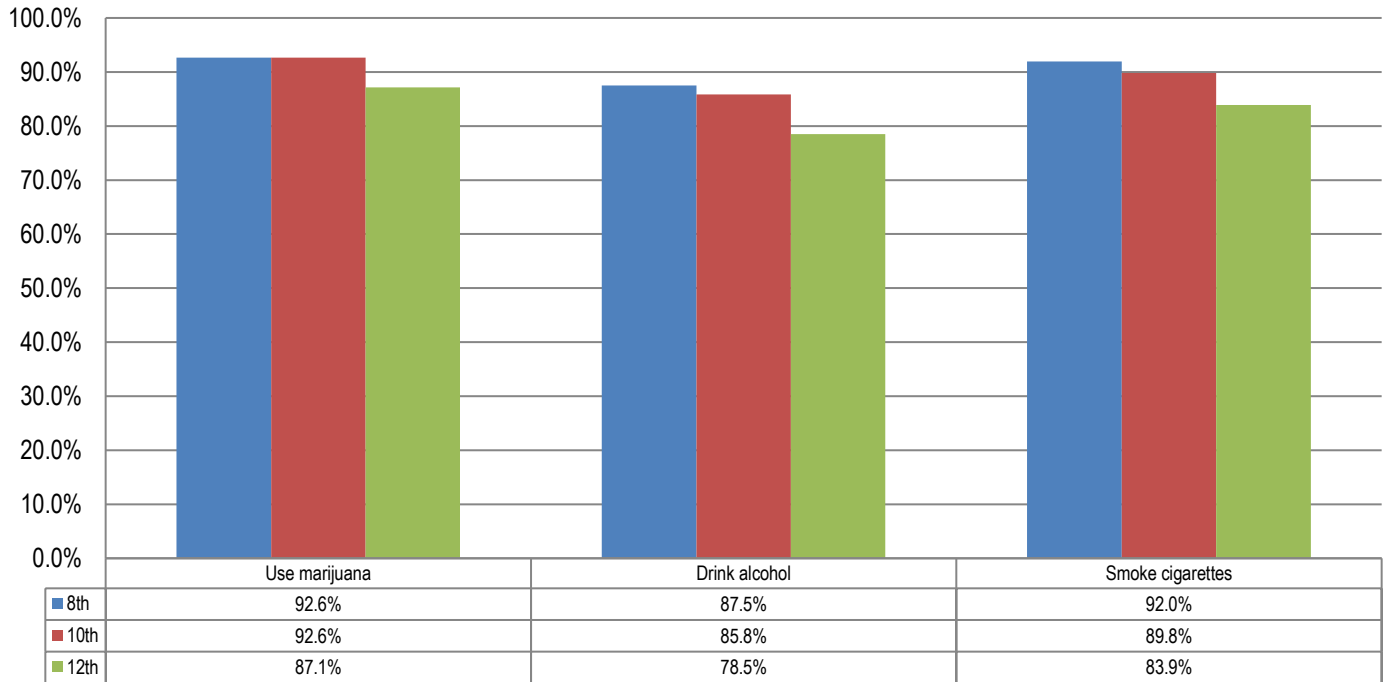


Percentage Reporting Parent Wrong or Very Wrong to Substance Use Behavior\*, 2018



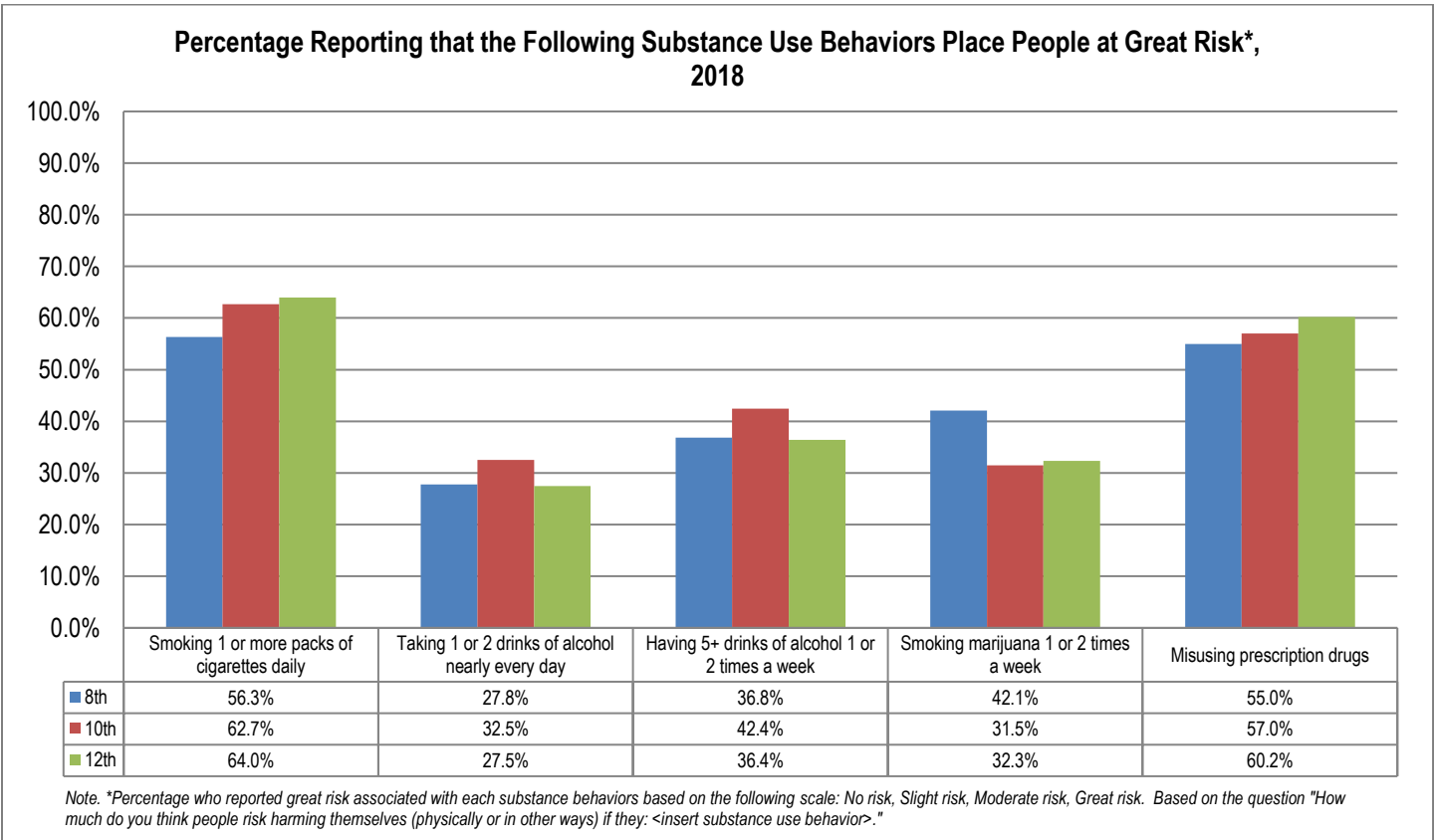
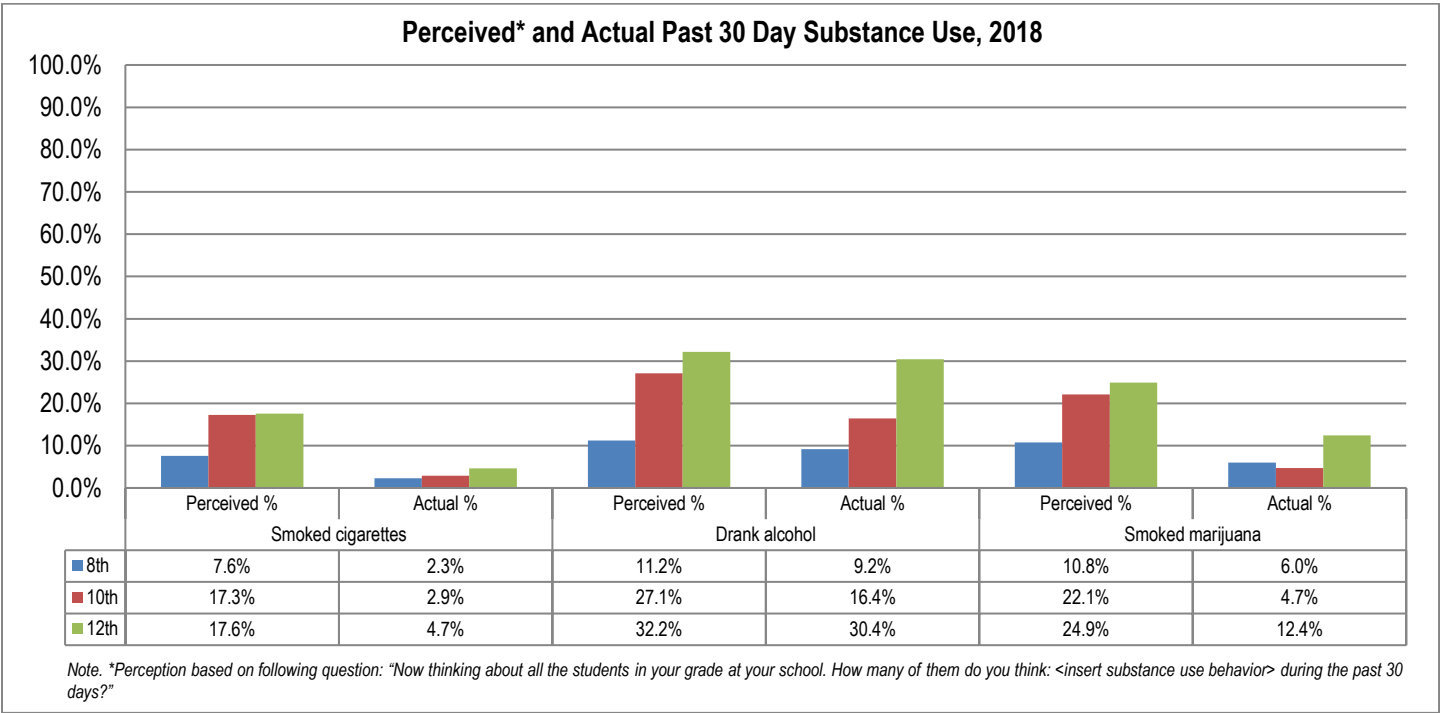
Note. \*Percentage who reported how wrong their parents would think different substance behaviors are based on the following scale: Very wrong, Wrong, A little bit wrong, Not wrong at all.

Percentage Reporting Adults in Neighborhood Wrong or Very Wrong to Substance Use Behavior\*, 2018

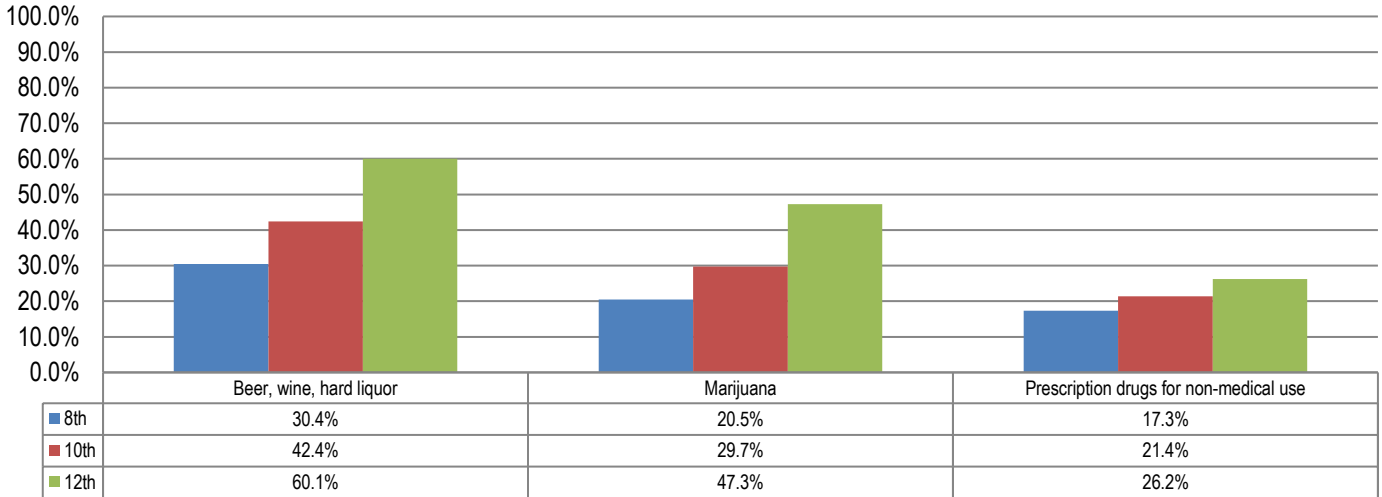


Note. \*Percentage who reported how wrong adults in their neighborhood would think different substance behaviors are based on the following scale: Very wrong, Wrong, A little bit wrong, Not wrong at all.

Perceptions of Substance Use



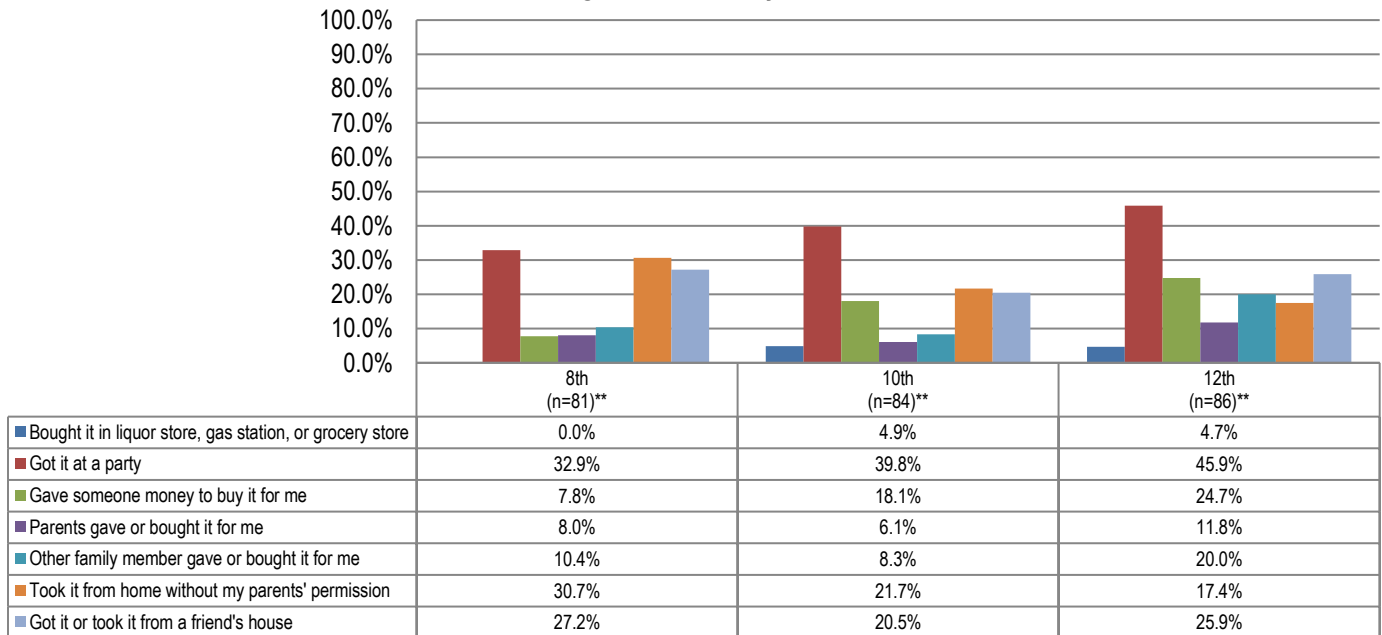
**Percentage Reporting that the Following Substances are Sort of Easy or Very Easy to Obtain\*, 2018**



Note: \*Percentage who reported it is sort of or very easy to obtain each substances based on the following scale: Very hard, Sort of hard, Sort of easy, Very easy. Based on the question "If you wanted to, how easy would it be for you to get: <insert substance use behavior>."

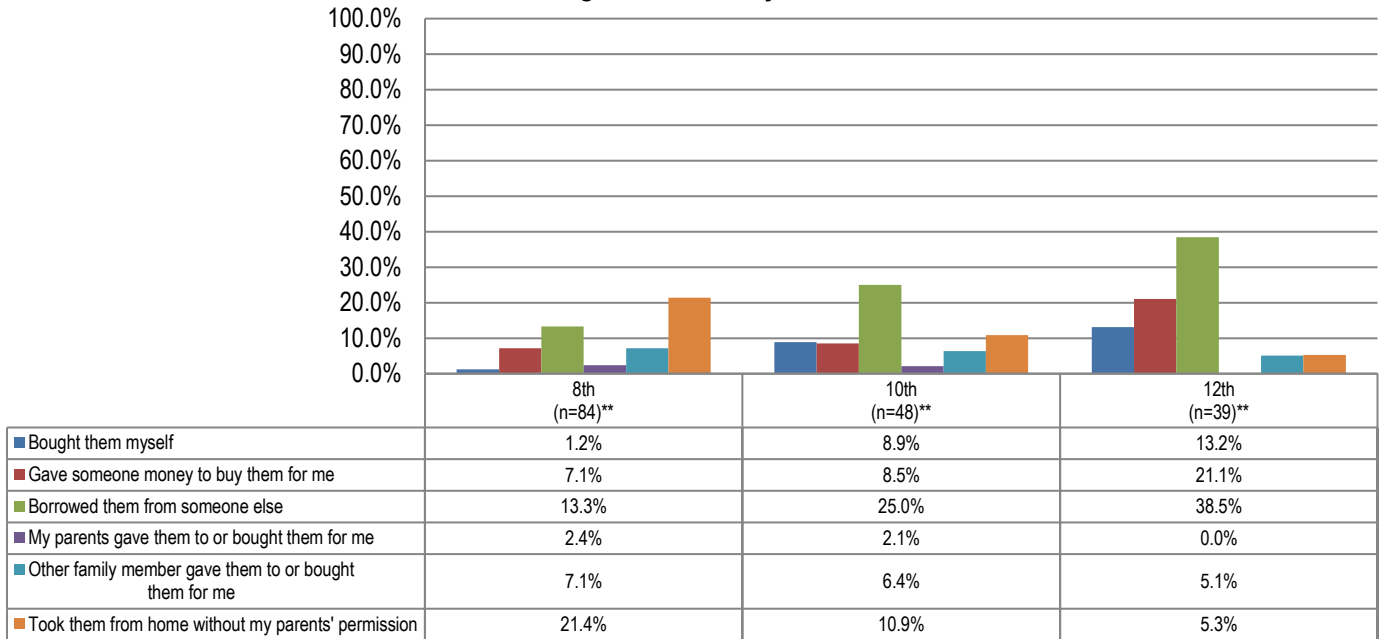
**Sources of Substances**

**Sources for Obtaining Alcohol during the Past 30 Days, among Students who Reported Drinking during the Past 30 Days\*, 2018**



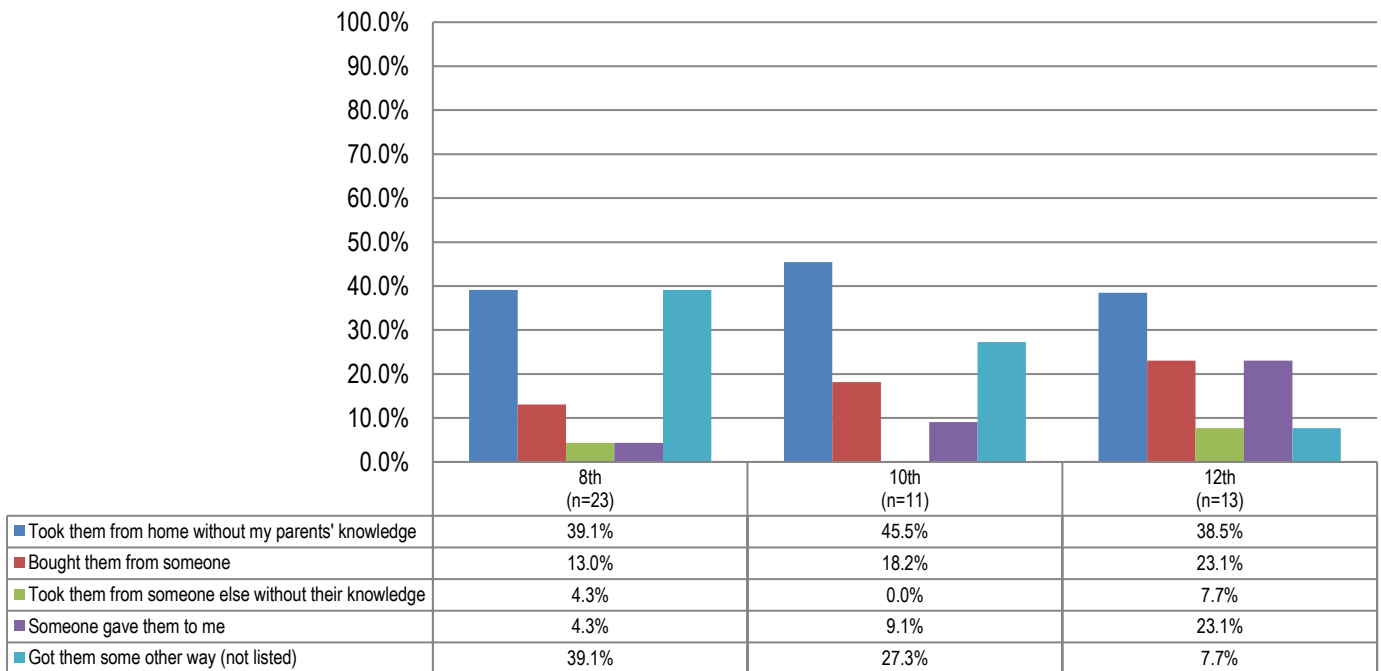
Notes: \*Among past 30 day alcohol users, the percentage who reported obtaining alcohol in each manner during the past 30 days. \*\*The n-size displayed is the largest n-size across these questions. Because each source is asked individually, the n-size may vary across sources.

**Sources for Obtaining Cigarettes during the Past 30 Days, among Students who Reported Smoking during the Past 30 Days\*, 2018**



Notes. \*Among past 30 day cigarette users, the percentage who reported obtaining cigarettes in each manner during the past 30 days. These scores may include students 18 and older. \*\*The n-size displayed is the largest n-size across these questions. Because each source is asked individually, the n-size may vary across sources.

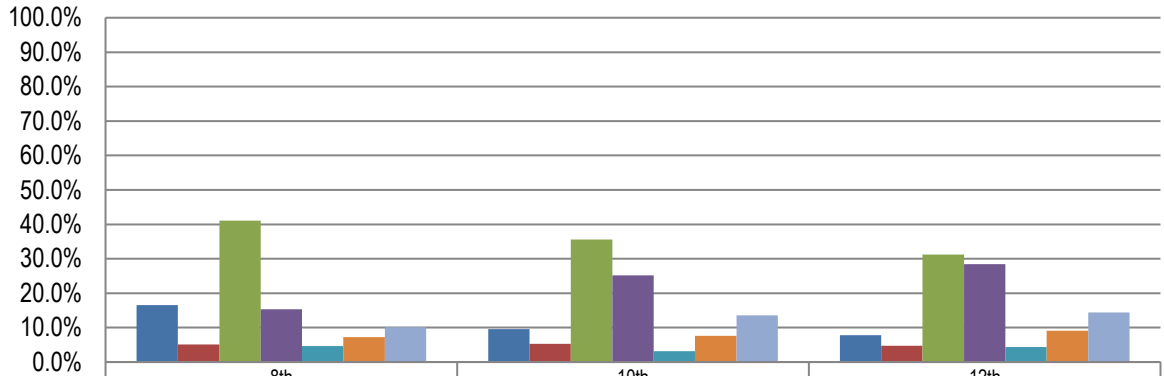
**Sources for Obtaining Prescription Drugs during the Past 30 Days, among Students who Reported Taking Prescription Drugs during the Past 30 Days\*, 2018**



Notes. \*Among past 30 day prescription drug users, the percentage who reported obtaining prescription drugs in each manner during the past 30 days.

Other Substance-Related Topics

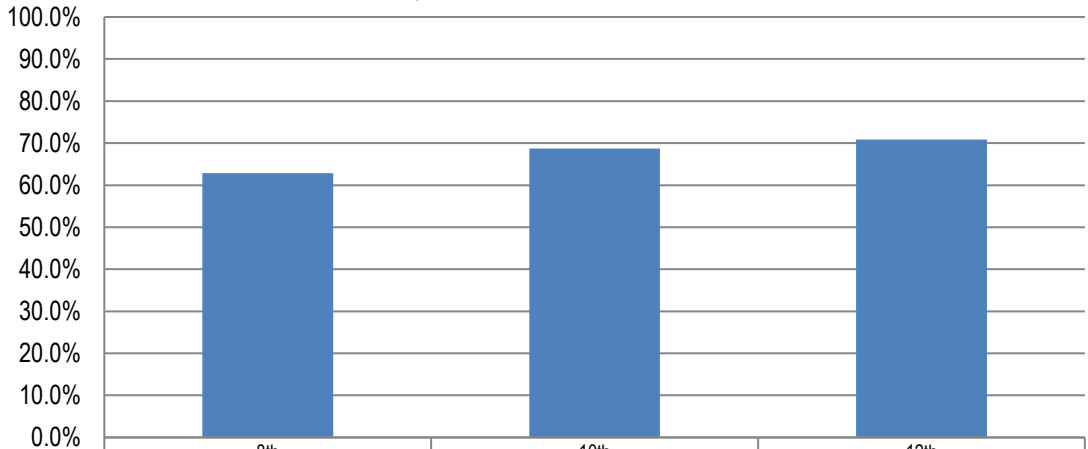
First Person to go to for Drug or Alcohol Problem\*, 2018



	8th (n=762)**	10th (n=472)**	12th (n=320)**
■ A counselor in school	16.5%	9.5%	7.8%
■ Another adult in school	5.1%	5.3%	4.7%
■ Parents or caregivers	41.1%	35.6%	31.3%
■ Friends	15.4%	25.2%	28.4%
■ Counselor or program outside of school	4.6%	3.2%	4.4%
■ Another adult outside of school	7.2%	7.6%	9.1%
■ Wouldn't go to anyone	10.1%	13.6%	14.4%

Notes. \*Based on the question "If you had a drug or alcohol problem and needed help, who is the first person you would go to?" \*\*The n-size displayed is the same for all sources given that source of help for a drug or alcohol problem is asked as one question.

Percentage Reporting Seeing or Hearing Anti-Alcohol or Anti-Drug Messages during the Past 12 Months\*, 2018

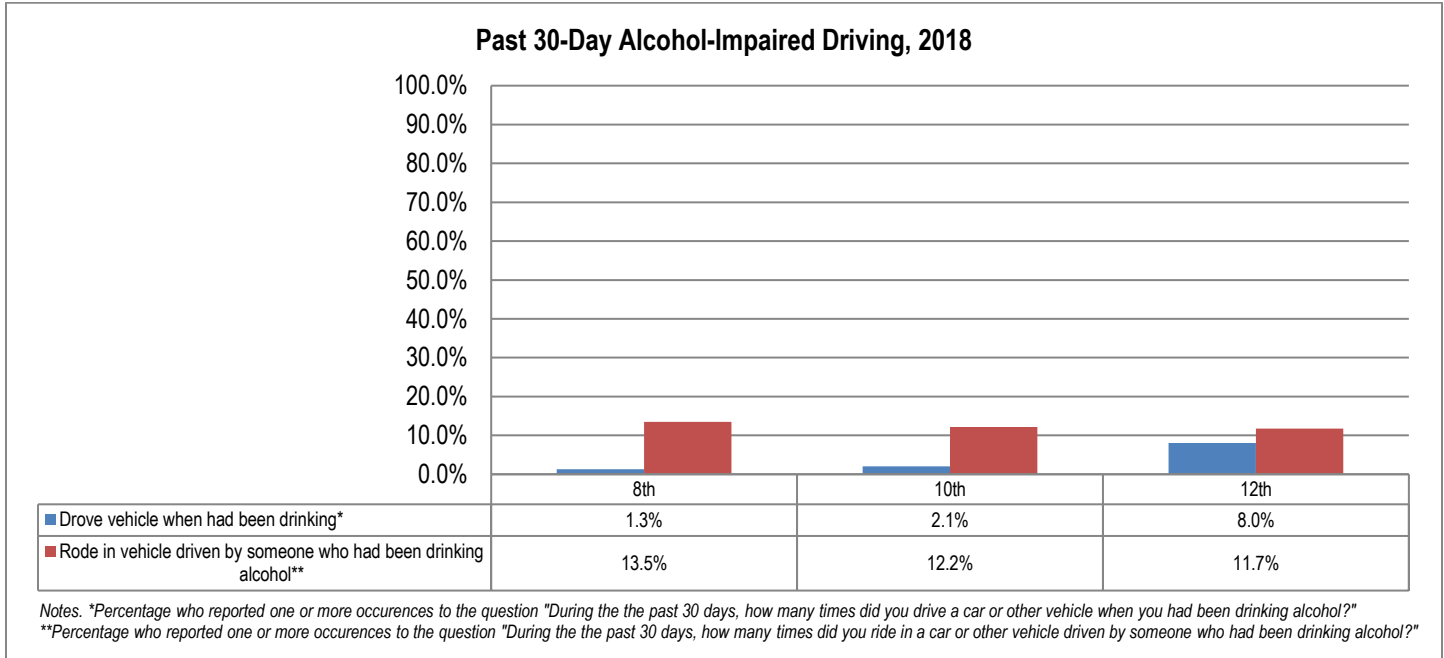


Notes. \*Percentage who reported "Yes" to the question "In the past 12 months, have you seen or heard any anti-alcohol or anti-drug messages on TV, the internet, the radio, or in newspapers or magazines?"

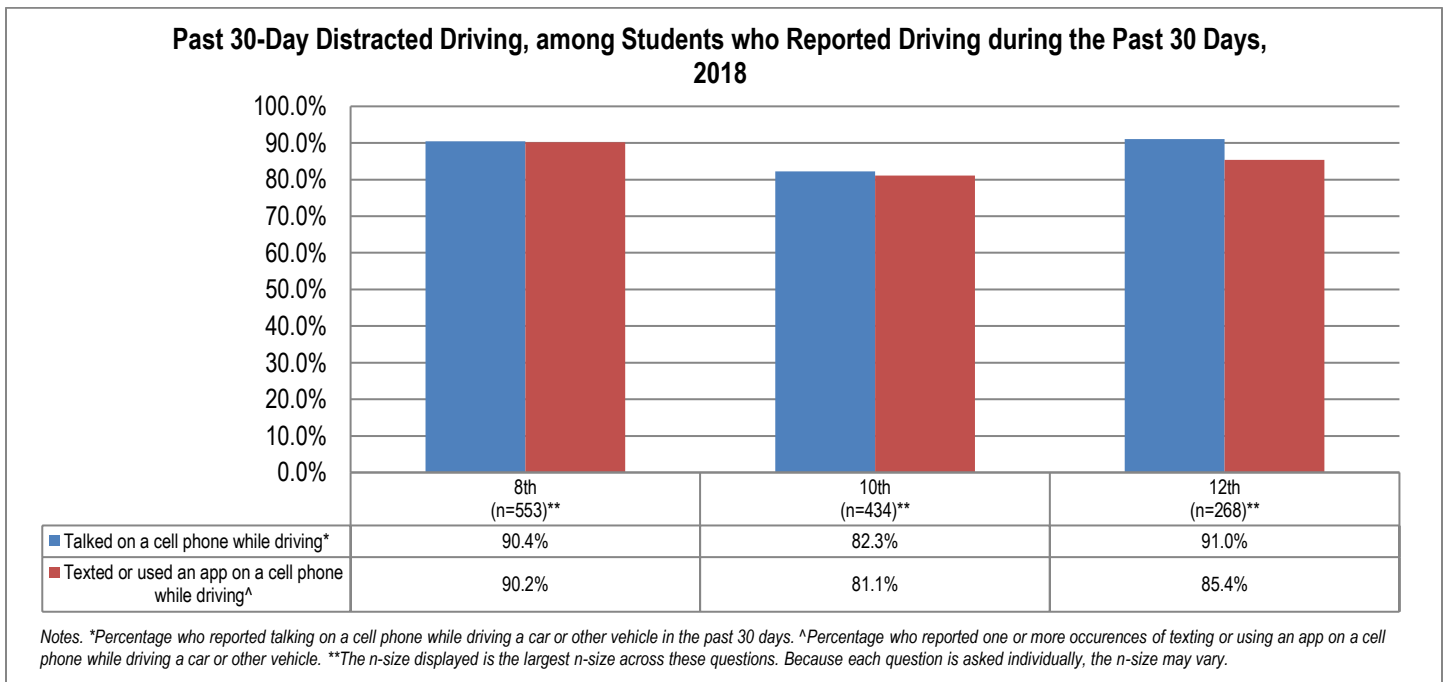
**Transportation Safety**

This section contains information on transportation safety relating to alcohol-impaired and distracted driving among 8<sup>th</sup>, 10<sup>th</sup>, and 12<sup>th</sup> grade students in Nebraska.

**Past 30 Day Alcohol-Impaired Driving**



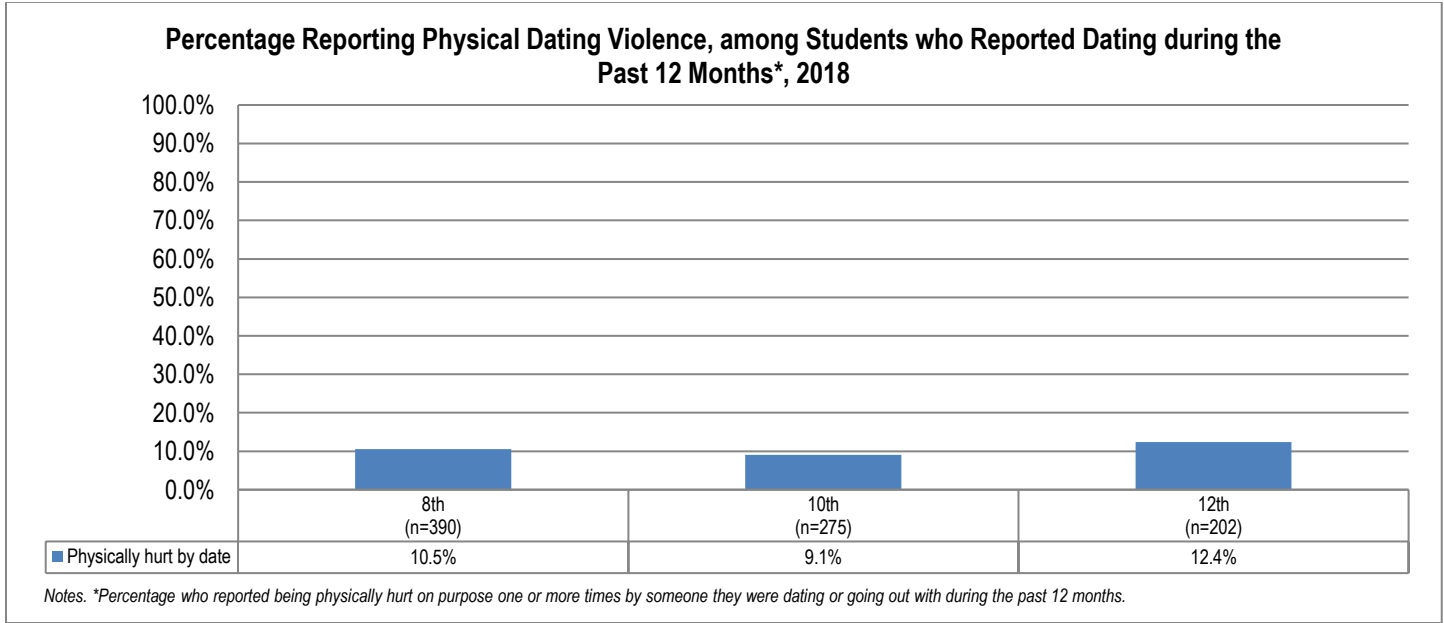
**Past 30 Day Distracted Driving**



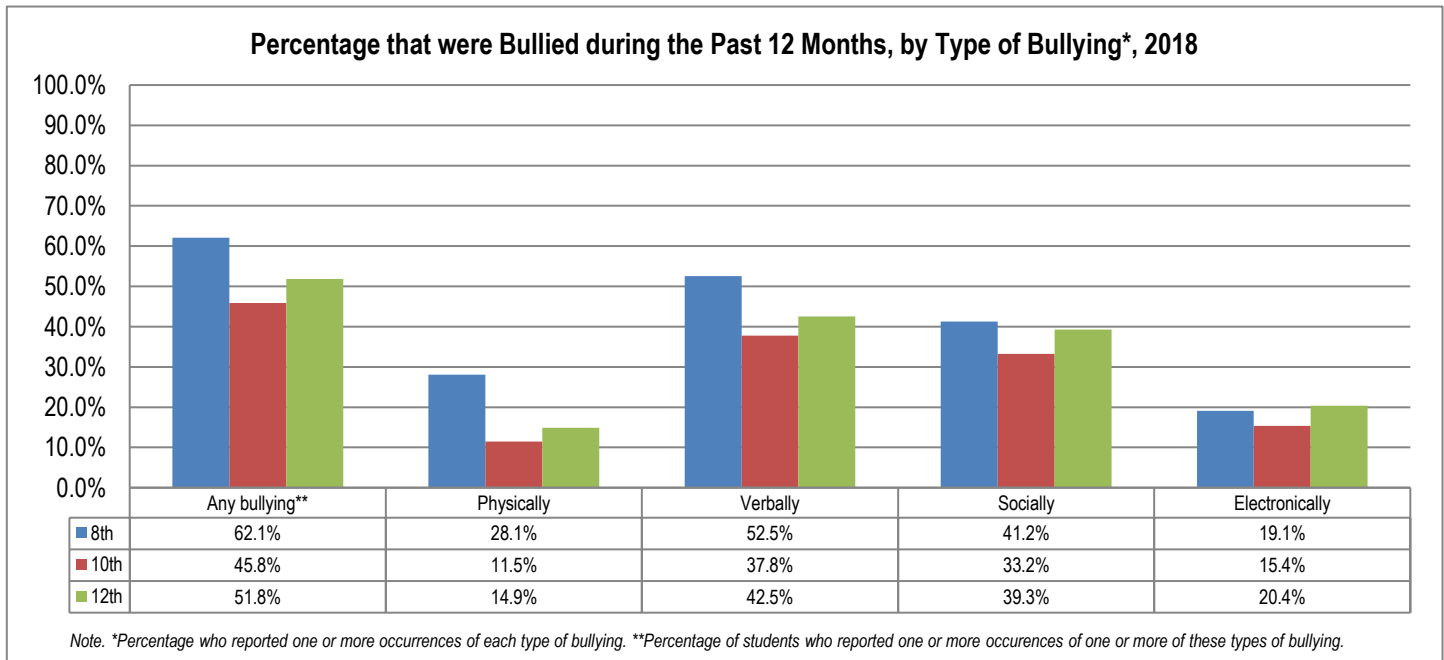
**Violence, Bullying, and Mental Health**

This section contains information on dating violence, bullying, anxiety, depression, suicide, and attitudes toward the future among 8<sup>th</sup>, 10<sup>th</sup>, and 12<sup>th</sup> grade students in Nebraska.

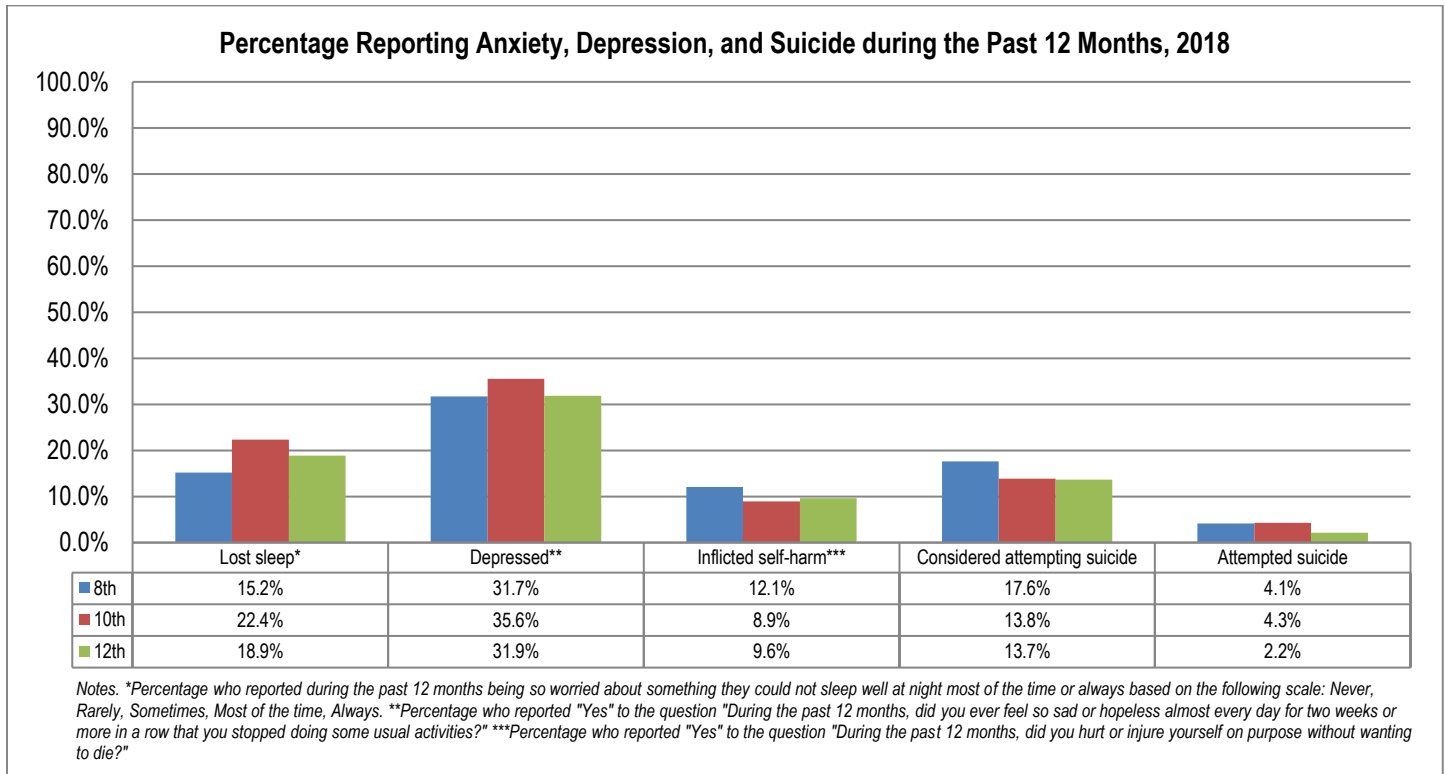
**Dating Violence during the Past 12 Months**



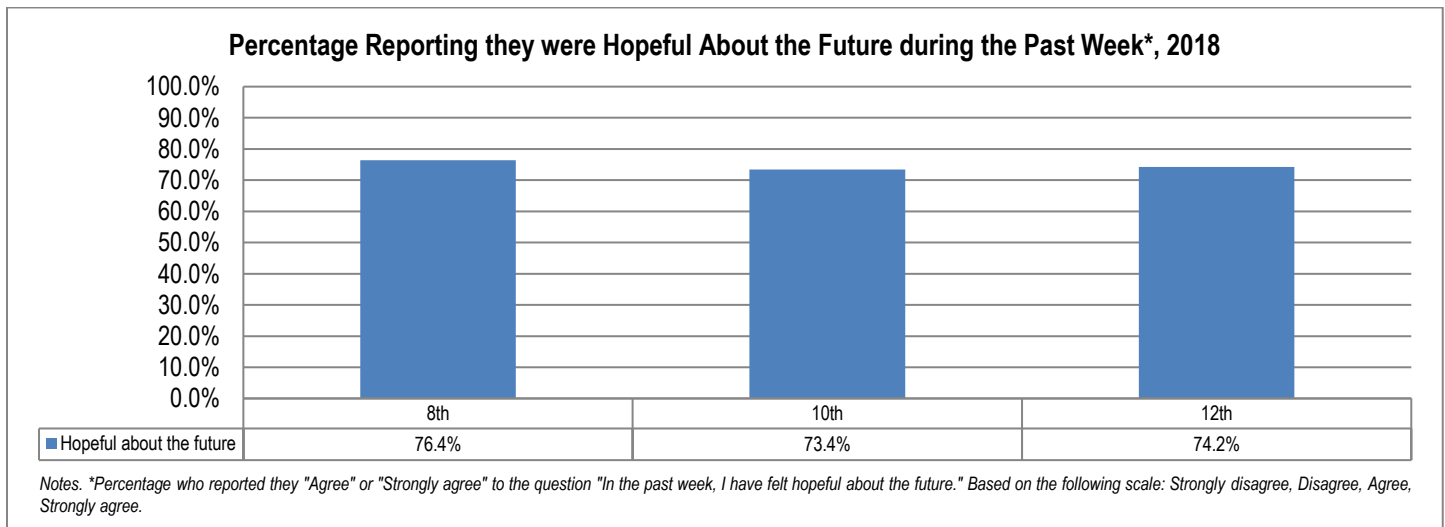
**Bullying during the Past 12 Months**



**Anxiety, Depression, and Suicide during the Past 12 Months**



**Attitudes toward the Future**

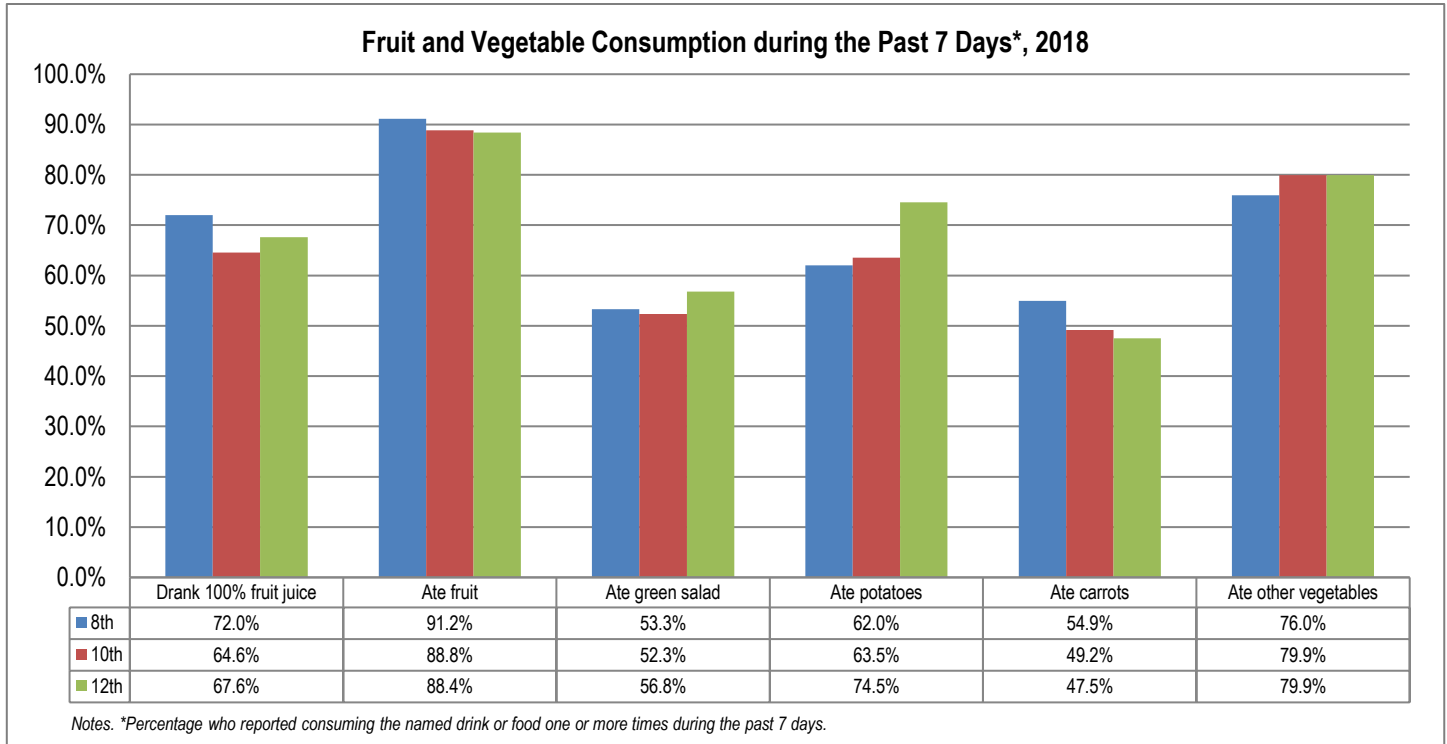




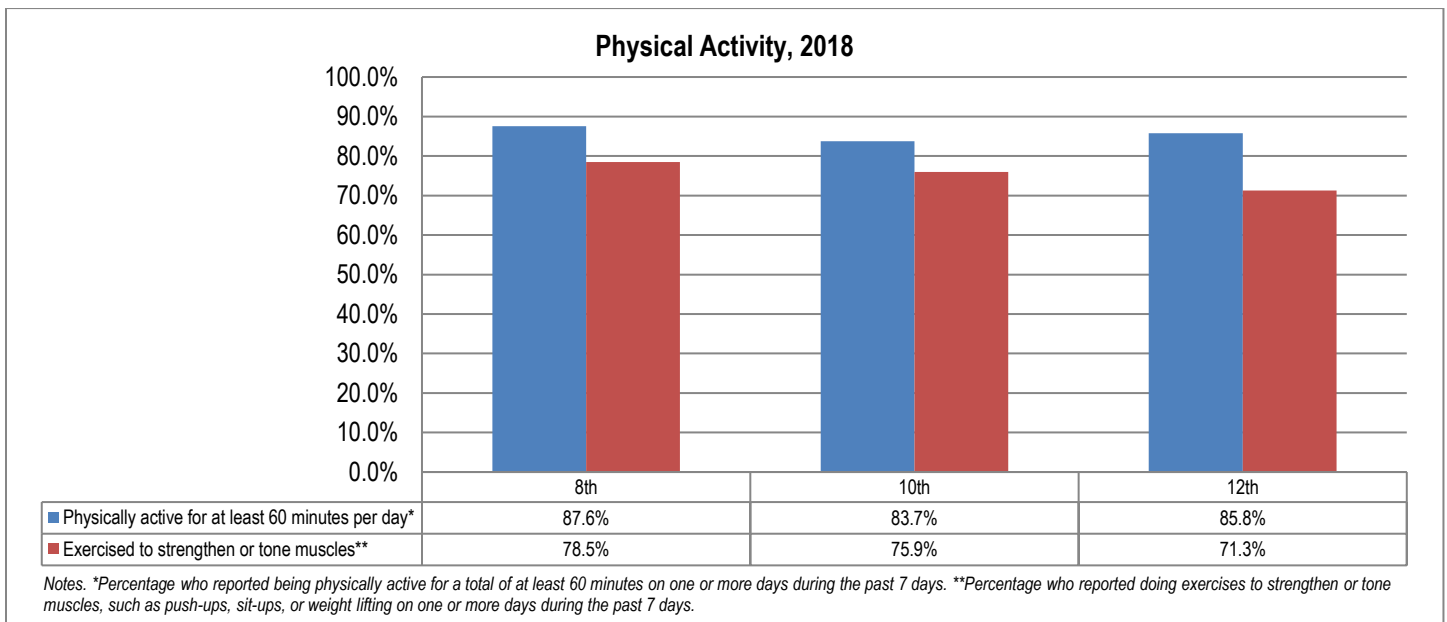
**Nutrition and Physical Activity**

This section contains information on fruit and vegetable consumption and physical activity among 8<sup>th</sup>, 10<sup>th</sup>, and 12<sup>th</sup> grade students in Nebraska.

**Fruit and Vegetable Consumption during the Past 7 Days**



**Physical Activity**

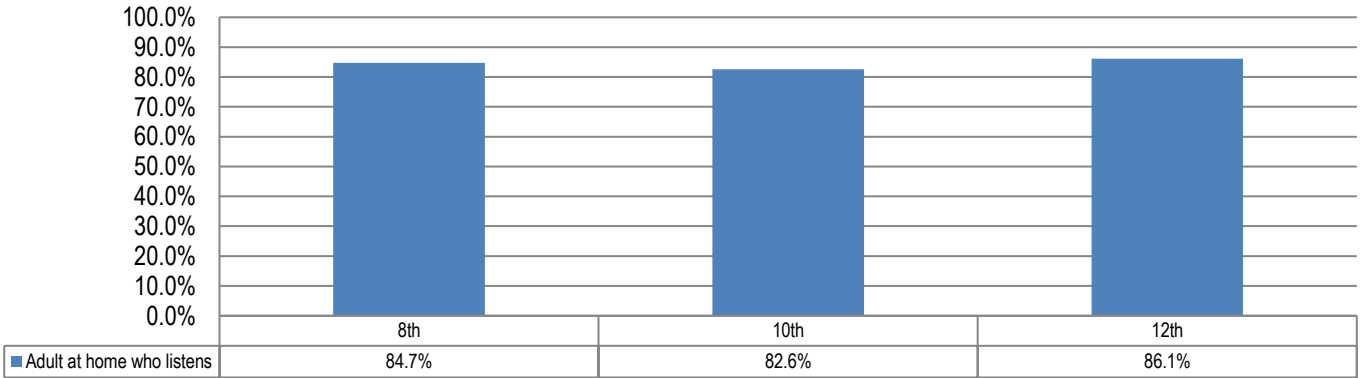


**Feelings and Experiences at Home, School, and in the Community**

This section contains information on feelings and experiences with family, at school, and in the community for 8<sup>th</sup>, 10<sup>th</sup>, and 12<sup>th</sup> grade students in Nebraska.

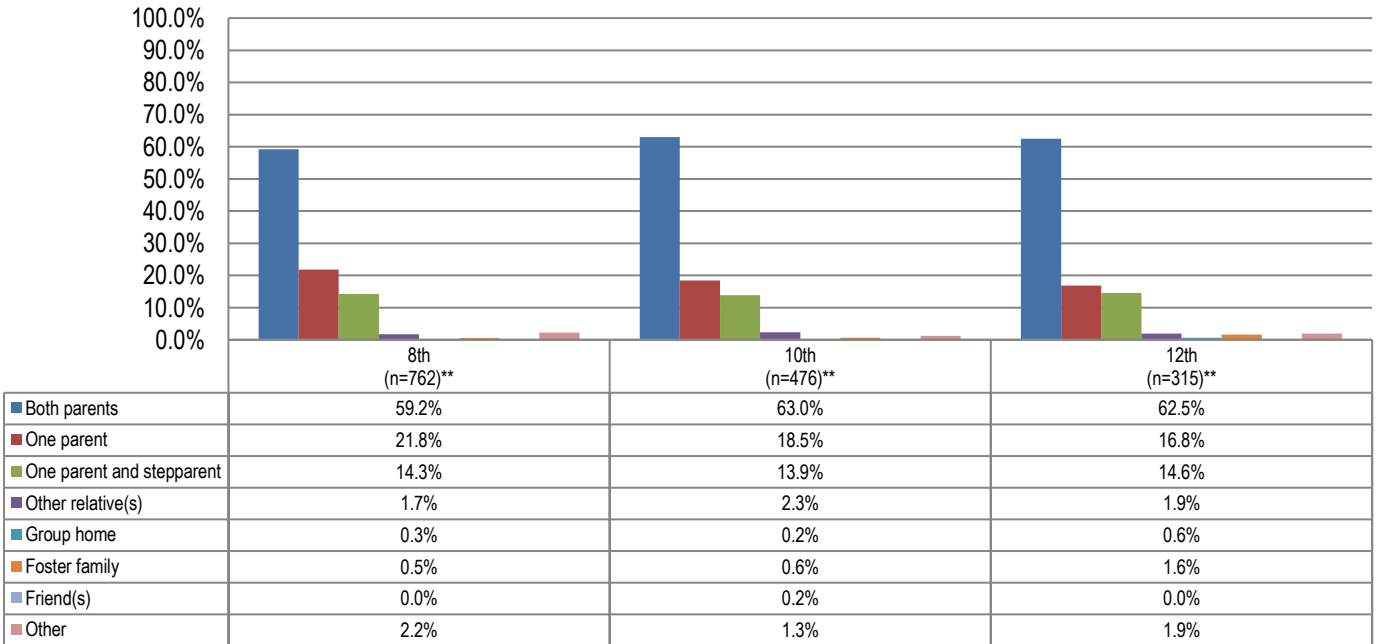
**Feelings and Experiences with Family**

**Percentage Reporting Adult at Homes Who Listens\*, 2018**



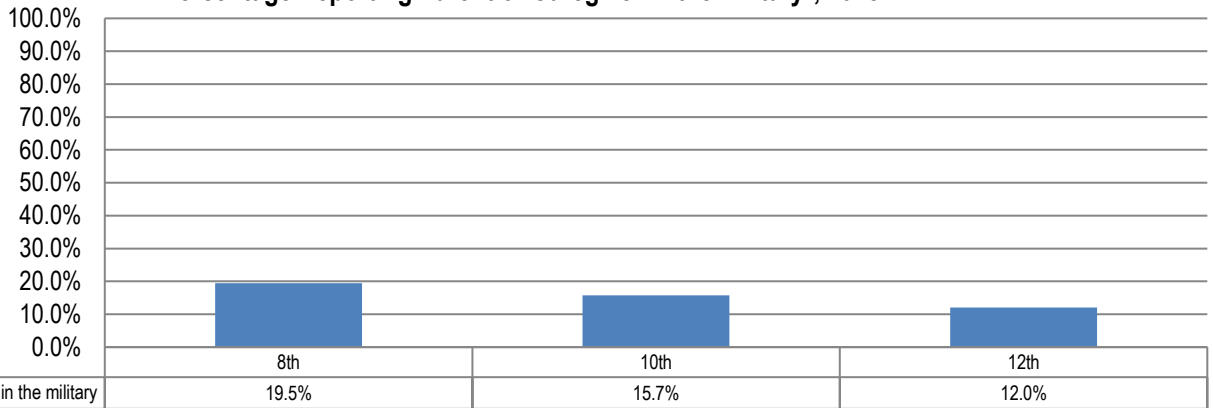
Notes. \*Percentage who reported they "Agree" or "Strongly agree" to the statement "In my home, there is an adult who listens to me when I have something to say." Based on the following scale: Strongly disagree, Disagree, Agree, Strongly agree.

**Percentage Reporting Living with the Following People\*, 2018**



Notes. \*Based on the question "Do you live with:". \*\*The n-size displayed is the same for all people given that who they live with is asked as one question.

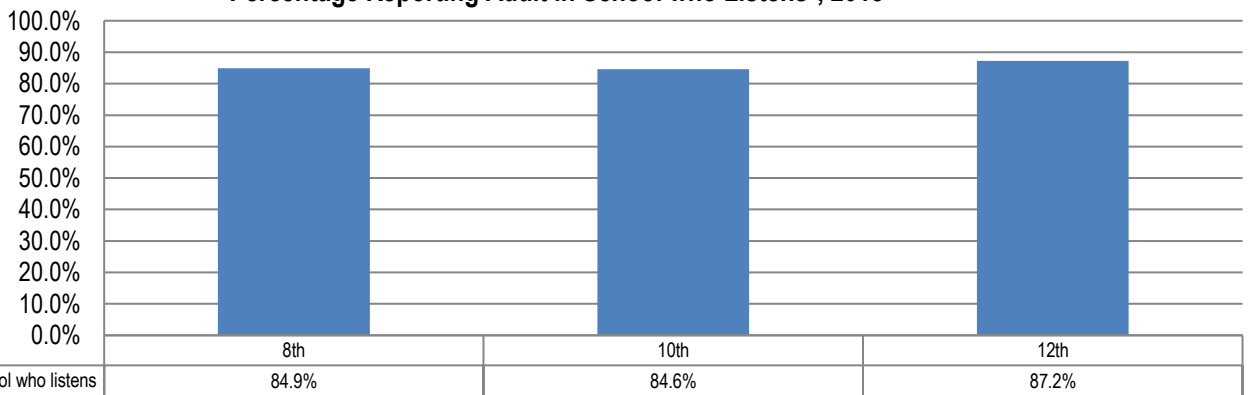
Percentage Reporting Parent or Caregiver in the Military\*, 2018



Notes. \*Percentage who reported "Yes" to the question "During any time in your life, have any of your parents or caregivers served in the military?"

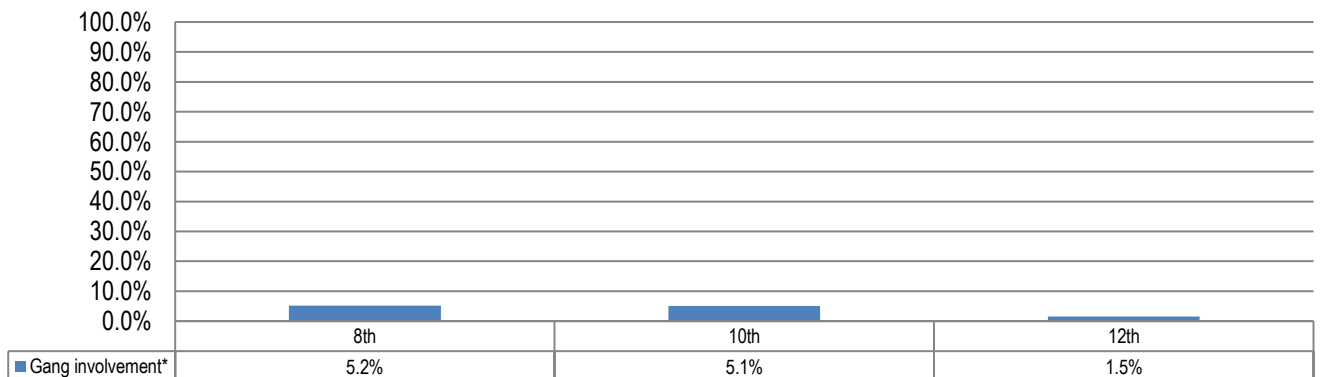
Feelings and Experiences at School and in the Community

Percentage Reporting Adult in School who Listens\*, 2018



Notes. \*Percentage who reported they "Agree" or "Strongly agree" to the statement "In my school, there is an adult (such as a counselor, teacher, or coach) who listens to me when I have something to say." Based on the following scale: Strongly disagree, Disagree, Agree, Strongly agree.

Percentage Reporting Gang Involvement\*, 2018



Notes. \*Percentage who reported "Yes" to the question "Do you belong to a gang?"

## Tips for Using the NRPFSS Results

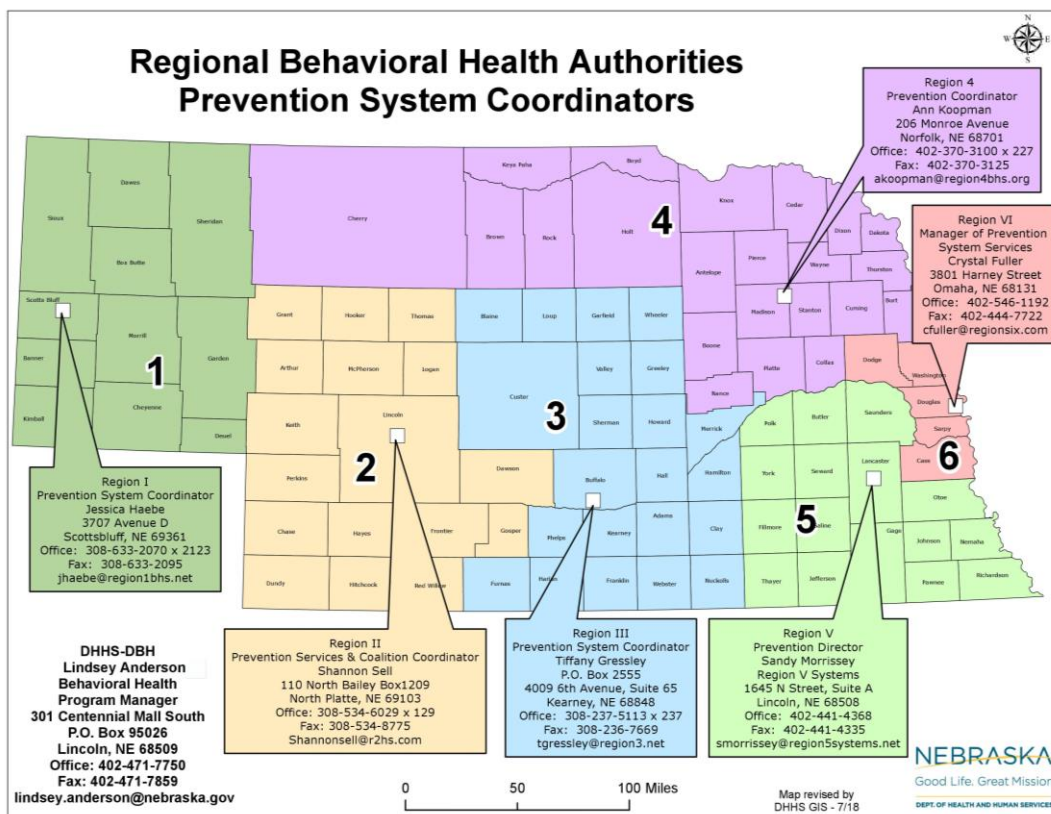
As a valued stakeholder in your community, you play an important role in prevention by teaching skills, imparting knowledge, and in helping to establish a strong foundation of character and values based on wellness, including prevention of substance use, suicide, and other risky behaviors. Preventing mental and/or substance use disorders and related problems in children, adolescents, and young adults is critical to promoting physical health and overall wellness.

There are a variety of strategies (or interventions) that can be used to increase protective factors and reduce the impact of risk factors. Prevention in schools is often completed through educational programs and school policies and procedures that contribute to the achievement of broader health goals and prevent problem behavior.

Prevention strategies typically fall into two categories:

- **Environmental Strategies**
  - These strategies effect the entire school environment and the youth within it.
    - An example of an environmental strategy would be changing school policy to not allow athletes to play if they are caught using substances.
- **Individual Strategies**
  - These strategies target individual youth to help them build knowledge, wellness, and resiliency.
    - An example of an individual strategy would be providing a curriculum as part of a health class about the harms of substances.

If you would like to implement strategies in your school or community, please contact your regional representative as shown on the map below.



You may also wish to do your own research. The following websites provide listings of evidence-based practices:

- **The Evidence-Based Practices Resource Center**
  - This is a searchable online evidence-based repository and review system designed to provide the public with reliable information on mental health and substance use interventions that are available for implementation.
  - **Website:** <https://www.samhsa.gov/ebp-resource-center>
- **The Office of Juvenile Justice and Delinquency Prevention's (OJJDP's) Model Programs Guide (MPG)**
  - This contains information about evidence-based juvenile justice and youth prevention, intervention, and reentry programs. It is a resource for practitioners and communities about what works, what is promising, and what does not work in juvenile justice, delinquency prevention, and child protection and safety.
  - **Website:** <https://www.ojjdp.gov/mpg/>
- **The Suicide Prevention Resource Center**
  - This has a variety of suicide prevention resources available.
  - **Website:** <http://www.sprc.org/>

In accordance with LB923, public school staff in Nebraska are required to complete at least 1 hour of suicide awareness and prevention training each year. To learn more, visit the Nebraska Department of Education website at <https://www.education.ne.gov/Safety/index.html>. Resources on Bullying Prevention and Suicide Prevention are listed.

A variety of print materials on behavioral health topics including depression, trauma, anxiety, and suicide are available from the Substance Abuse and Mental Health Services Administration (SAMHSA). Materials include toolkits for school personnel, educational fact sheets for parents and caregivers, wallet cards and magnets with the National Suicide Prevention Lifeline. The direct link to the SAMHSA store is <https://store.samhsa.gov/>.

Another resource for kids, teens, and young adults is the **Boys Town National Hotline**, specifically the **Your Life Your Voice campaign**. Wallet cards and other promotional materials are available at no cost for distribution to students, school staff, parents, etc. <http://www.yourlifeyourvoice.org/Pages/home.aspx>. Remember, talking about suicide with a student does not put an idea of attempting suicide in a student's mind.

Additional contacts for tips on data use and prevention resources can be found in Appendix B.

APPENDIX A: Trend Data

Outcomes	Definition	8th					10th					12th				
		2010	2012	2014	2016	2018	2010	2012	2014	2016	2018	2010	2012	2014	2016	2018
Lifetime Substance Use	Alcohol	NA**	31.2%	NA**	22.1%	30.0%	NA**	46.5%	NA**	41.2%	34.4%	NA**	63.6%	NA**	58.6%	54.2%
	Cigarettes	NA**	19.7%	NA**	6.7%	10.5%	NA**	26.2%	NA**	17.7%	11.5%	NA**	34.6%	NA**	28.6%	16.1%
	Smokeless tobacco	NA**	6.0%	NA**	3.3%	3.2%	NA**	12.7%	NA**	6.4%	6.0%	NA**	27.5%	NA**	12.3%	13.9%
	Marijuana	NA**	9.5%	NA**	5.1%	11.8%	NA**	11.9%	NA**	20.8%	13.2%	NA**	21.3%	NA**	35.5%	23.7%
	LSD/other psychedelics	NA**	0.6%	NA**	0.3%	0.8%	NA**	0.0%	NA**	3.6%	1.5%	NA**	1.3%	NA**	3.9%	5.0%
	Cocaine/crack	NA**	1.1%	NA**	0.4%	0.9%	NA**	0.0%	NA**	1.5%	0.2%	NA**	1.3%	NA**	2.8%	1.9%
	Meth	NA**	1.1%	NA**	0.0%	0.4%	NA**	0.4%	NA**	0.5%	1.0%	NA**	1.3%	NA**	0.0%	0.0%
	Inhalants	NA**	8.4%	NA**	2.5%	2.9%	NA**	4.1%	NA**	3.1%	1.4%	NA**	3.3%	NA**	2.4%	1.9%
Prescription drugs	NA**	1.6%	NA**	1.4%	1.8%	NA**	5.0%	NA**	5.5%	2.9%	NA**	7.9%	NA**	7.2%	6.0%	
Past 30 Day Substance Use	Alcohol	NA**	9.2%	NA**	5.6%	9.2%	NA**	15.6%	NA**	19.5%	16.4%	NA**	32.2%	NA**	31.1%	30.4%
	Binge drinking	NA**	3.9%	NA**	0.9%	1.3%	NA**	10.3%	NA**	5.3%	4.1%	NA**	21.2%	NA**	10.4%	9.6%
	Cigarettes	NA**	4.7%	NA**	2.0%	2.3%	NA**	9.9%	NA**	3.6%	2.9%	NA**	12.4%	NA**	9.4%	4.7%
	Smokeless tobacco	NA**	1.7%	NA**	2.1%	2.2%	NA**	6.1%	NA**	3.5%	5.1%	NA**	13.1%	NA**	5.9%	6.8%
	Marijuana	NA**	3.3%	NA**	2.9%	6.0%	NA**	7.0%	NA**	10.1%	4.7%	NA**	9.2%	NA**	15.8%	12.4%
	Prescription drugs	NA**	0.8%	NA**	0.3%	0.5%	NA**	3.3%	NA**	3.0%	0.8%	NA**	1.3%	NA**	3.1%	0.9%
Age of First Use (12 or Younger)	Smoked cigarettes	NA**	14.7%	NA**	6.1%	9.3%	NA**	7.3%	NA**	8.9%	4.6%	NA**	5.2%	NA**	7.0%	3.4%
	Drank alcohol	NA**	20.0%	NA**	17.4%	19.7%	NA**	11.4%	NA**	9.5%	8.2%	NA**	6.6%	NA**	7.0%	5.6%
	Smoked marijuana	NA**	4.6%	NA**	2.9%	4.2%	NA**	0.4%	NA**	4.1%	1.6%	NA**	2.0%	NA**	4.4%	3.1%
Experiences at School	Grades were A's and B's	NA**	77.2%	NA**	79.9%	76.6%	NA**	84.6%	NA**	75.7%	78.8%	NA**	71.5%	NA**	71.6%	76.9%
	Felt safe	NA**	88.6%	NA**	88.4%	86.4%	NA**	90.2%	NA**	85.1%	84.8%	NA**	93.4%	NA**	88.5%	90.6%
Experiences with Families	Help for personal problems <sup>1</sup>	NA**	81.8%	NA**	84.0%	80.5%	NA**	80.2%	NA**	79.4%	80.3%	NA**	85.5%	NA**	79.8%	83.6%
	Discussed dangers of alcohol <sup>1</sup>	NA**	49.4%	NA**	48.1%	44.5%	NA**	49.1%	NA**	37.8%	43.5%	NA**	50.7%	NA**	40.3%	41.9%

\*\*This indicates that the criteria for a report were not met.

<sup>1</sup>Prior to 2016, the question asked students about their "parents" or "mom or dad". In 2016, the wording was changed to "parents or caregivers".

Note. The number of students and/or school districts included from year to year could vary due to schools participating in some administrations and not others. As a result, these trend findings should be approached with some caution.

---

**APPENDIX B: Contacts for Prevention**

---

**Division of Behavioral Health**

Nebraska Department of Health and Human Services  
Lindsey Hanlon, Network and Prevention Manager  
lindsey.hanlon@nebraska.gov  
301 Centennial Mall South  
P.O. Box 95026  
Lincoln, NE 68509-5026  
(402) 471-7750 phone  
(402) 471-7859 fax  
<http://dhhs.ne.gov/Pages/Behavioral-Health.aspx>

**Tobacco Free Nebraska**

Nebraska Department of Health and Human Services  
Amanda Mortensen  
Tobacco Free Nebraska Program Manager  
amanda.mortensen@nebraska.gov  
301 Centennial Mall South  
P.O. Box 95026  
Lincoln, NE 68509-5026  
(402) 471-9270 phone  
(402) 471-6446 fax  
[www.dhhs.ne.gov/tfn](http://www.dhhs.ne.gov/tfn)

**Nebraska Department of Education**

Chris Junker, Safe and Healthy Schools Coordinator  
chris.junker@nebraska.gov  
123 N. Marian Road  
Hastings, NE 68901  
(402) 462-4187 ext. 166 phone  
(402) 460-4773 fax  
[www.education.ne.gov](http://www.education.ne.gov)

**Nebraska Department of Highway Safety**

Mark C. Segerstrom, Highway Safety Administrator  
mark.segerstrom@nebraska.gov  
5001 S. 14<sup>th</sup> Street  
P.O. Box 94612  
Lincoln, NE 68509  
(402) 471-2515 phone  
(402) 471-3865 fax  
<https://dot.nebraska.gov/>

**This report was prepared for the State of  
Nebraska by the Bureau of Sociological Research  
(BOSR) at the University of Nebraska-Lincoln.**

bosr@unl.edu  
907 Oldfather Hall  
P.O. Box 880325  
Lincoln, NE 68588-0325  
<http://bosr.unl.edu>

**For information about SHARP and/or the NRPFS:**

**Mckenzie Kerr**, SHARP Project Manager  
Bureau of Sociological Research  
University of Nebraska-Lincoln  
mkerr4@unl.edu  
(402) 472-6733 phone  
(402) 472-4568 fax  
<http://bosr.unl.edu/sharp>

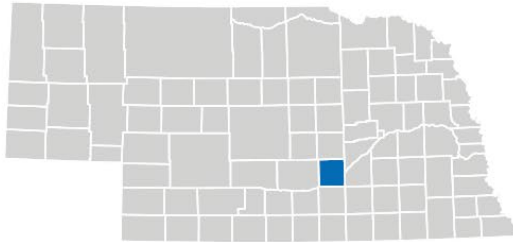
**Issaka Kabore**

Epidemiology Surveillance Coordinator  
Division of Behavioral Health  
Nebraska Department of Health and Human Services  
issaka.kabore@nebraska.gov  
(402) 471-8581 phone  
(402) 471-7859 fax



# 2020 COUNTY DATA FACT SHEET

COUNTY: **HALL**



TOTAL POPULATION<sup>1</sup>

**61,353**

POPULATION OF CHILDREN<sup>2</sup>

**18,315**

## ECONOMIC STABILITY



## HEALTH

**7.6%**

CHILDREN UNINSURED<sup>3</sup>

**6.3%**

% OF BIRTHS BY TEEN MOTHERS<sup>4</sup>

**38.3%**

CHILDREN ENROLLED IN PUBLIC HEALTH INSURANCE<sup>5</sup>



## CHILD WELFARE & JUVENILE JUSTICE

**17.9**

CHILD WELFARE SYSTEM INVOLVEMENT [RATE/1000]<sup>12</sup>

**8.4**

NON-COURT CHILD WELFARE SYSTEM INVOLVEMENT [RATE/1000]<sup>13</sup>

**6.9**

CHILDREN IN OUT-OF-HOME CARE [RATE/1000]<sup>14</sup>

**21.3%**

CHILDREN IN JUVENILE COURT WITHOUT AN ATTORNEY<sup>15</sup>

## EDUCATION



**41.3%**

3- AND 4-YEAR-OLDS ENROLLED IN SCHOOL<sup>16</sup>

**87.2%**

HIGH SCHOOLERS GRADUATING IN 4-YEARS<sup>17</sup>

**59.3%**

CHILDREN ENROLLED IN FREE- OR REDUCED-PRICE SCHOOL MEALS<sup>18</sup>

1. U.S. Census Bureau, Annual County Resident Population Estimates by Age, Sex, Race, and Hispanic Origin: April 1, 2010 to July 1, 2019.  
2. U.S. Census Bureau, Annual County Resident Population Estimates by Age, Sex, Race, and Hispanic Origin: April 1, 2010 to July 1, 2019.  
3. U.S. Census Bureau, 2018 American Community Survey 5-year estimates, Table B27001.  
4. Nebraska Department of Health and Human Services, 2019 Vital Statistics.  
5. U.S. Census Bureau, 2018 American Community Survey 5-year estimates, Table B27003.  
6. U.S. Census Bureau, 2018 American Community Survey 5-year estimates, Table B17024.  
7. U.S. Census Bureau, 2018 American Community Survey 5-year estimates, Table B17010.  
8. U.S. Census Bureau, 2018 American Community Survey 5-year estimates, Table B17001B-1.

9. Feeding America, Map the Meal Gap 2018, Child Food Insecurity in Nebraska by County.  
10. U.S. Census Bureau, 2018 American Community Survey 5-year estimates, Table S2201.  
11. U.S. Census Bureau, 2018 American Community Survey 5-year estimates, Table B25115.  
12 - 14. Nebraska Department of Health and Human Services, U.S. Census Bureau, Annual County Resident Population Estimates by Age, Sex, Race, and Hispanic Origin: April 1, 2010 to July 1, 2019.  
15. State of Nebraska Judicial Branch, Administrative Office of the Courts & Probation, Nebraska Juvenile Justice System  
16. U.S. Census Bureau, 2018 American Community Survey 5-year estimates, Table B14003  
17. Nebraska Department of Education, 2019 Cohort  
18. Nebraska Department of Education, 2018/2019 School Year.